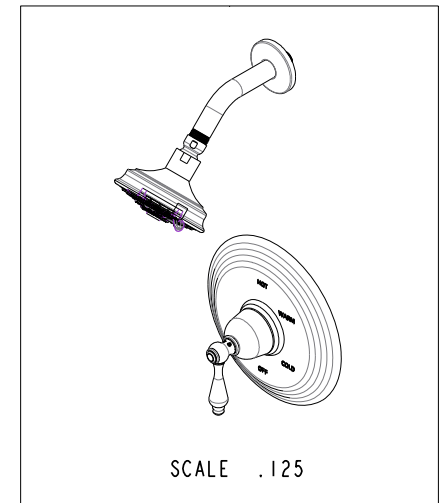
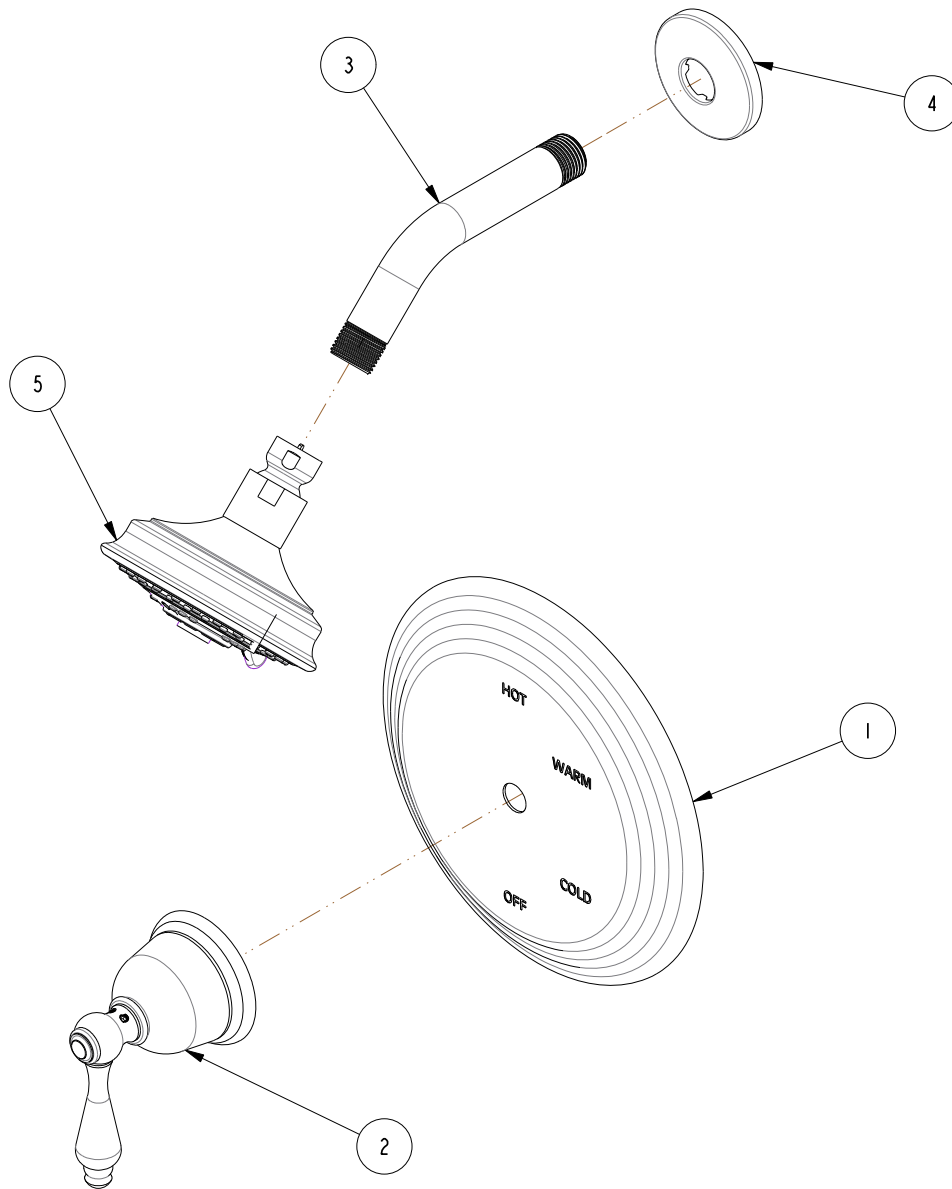


BILL OF MATERIAL (CURRENT LEVEL)				
ITEM	PT/ASSY	DESCRIPTION	TYPE	QTY.
1	2-225	BP COVER PLATE FOR SHOWER	ASSEMBLY	1
2	3-156	TRIM KIT - STOP VALVE	ASSEMBLY	1
3	200	SHOWER ARM 6" BRASS	PART	1
4	206	SHOWER ARM FLANGE	PART	1
5	2156	SHOWER HEAD, TRAD	ASSEMBLY	1



COPYRIGHT 2005 BRASSTECH, INC. THESE DRAWINGS AND THE DESIGNS DEPICTED HEREIN ARE THE PROPRIETARY PROPERTY OF BRASSTECH. ANY USE OR REPRODUCTION IS SUBJECT TO THE EXPRESS APPROVAL OF BRASSTECH. UNAUTHORIZED USE IS STRICTLY PROHIBITED. ALL RIGHTS RESERVED.

BRASSTECH
INCORPORATED
2001 E. CARNEGIE AVE.
SANTA ANA, CA 92705
(949) 417-5207

TRIM KIT - BP SHOWER SET

ASSY. NO. 3-804BP

SCALE .300

REF. -

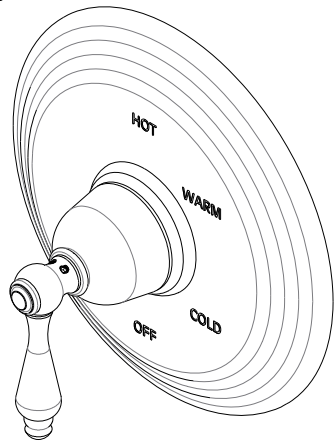
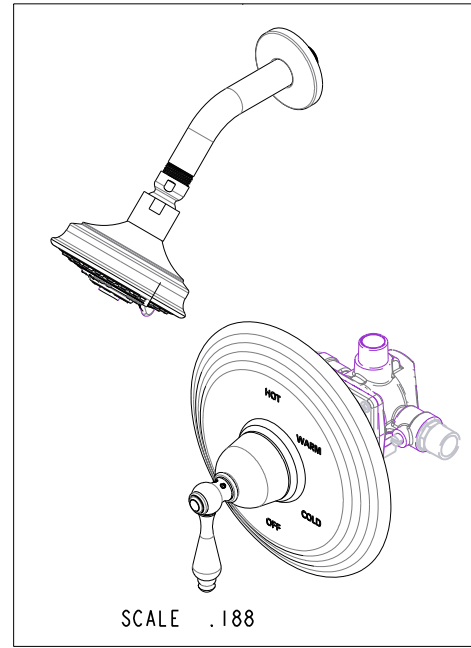
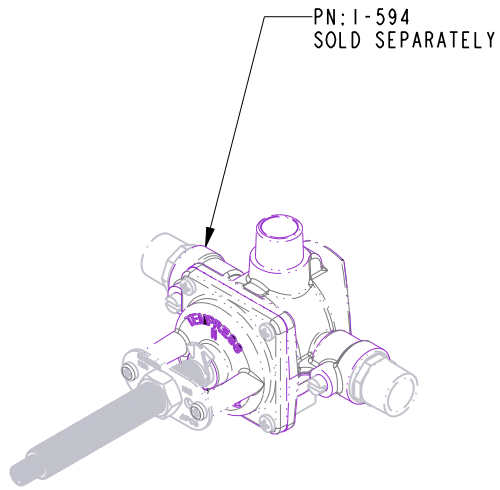
SHEET 1 OF 3

C	EN-2802	09/04/14
B	EN-1745	08/22/11
A	EO-0224	07/01/03
-	RELEASED	XX/XX/XX
REV	REV DESC	DATE

4 3 2 1

↓

SPECIFICATION DWG



DIMENSIONS ARE IN INCHES AND AN APPROXIMATION OF A TYPICAL INSTALLATION

COPYRIGHT 2005 BRASSTECH, INC. THESE DRAWINGS AND THE DESIGNS DEPICTED HEREIN ARE THE PROPRIETARY PROPERTY OF BRASSTECH. ANY USE OR REPRODUCTION IS SUBJECT TO THE EXPRESS APPROVAL OF BRASSTECH. UNAUTHORIZED USE IS STRICTLY PROHIBITED. ALL RIGHTS RESERVED.

BRASSTECH		2001 CARNEGIE AVE. SANTA ANA, CA 92705 (949) 417-5207	
DWG NO.	3-804BP		REV C
SCALE .300	REF. -	SHEET 2	OF 3

4

3

2

1

D

C

B

A

D

C

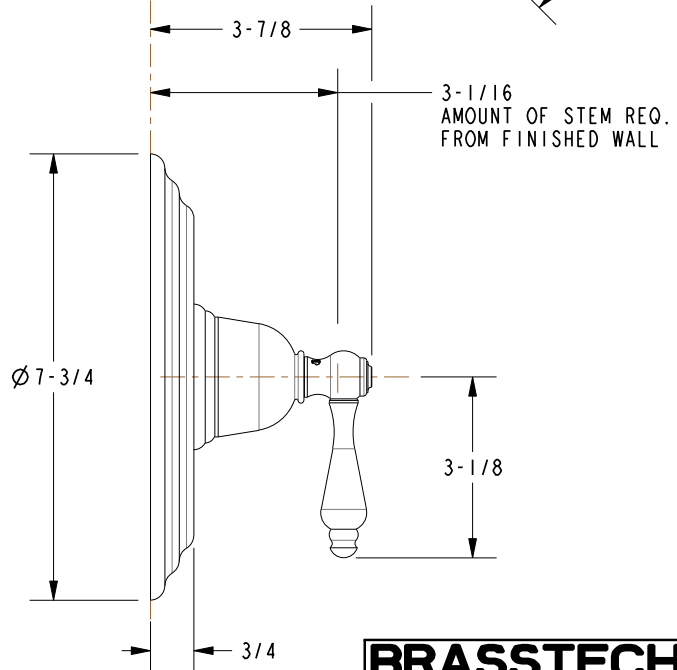
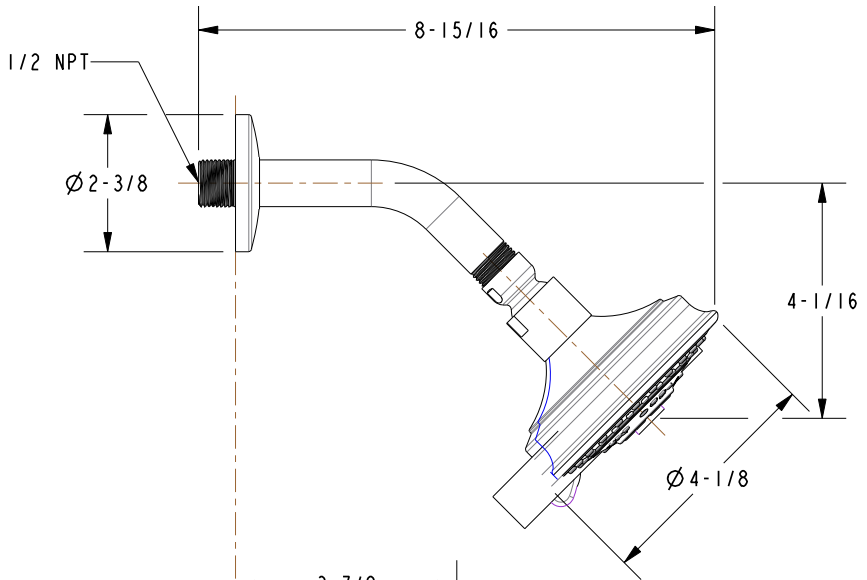
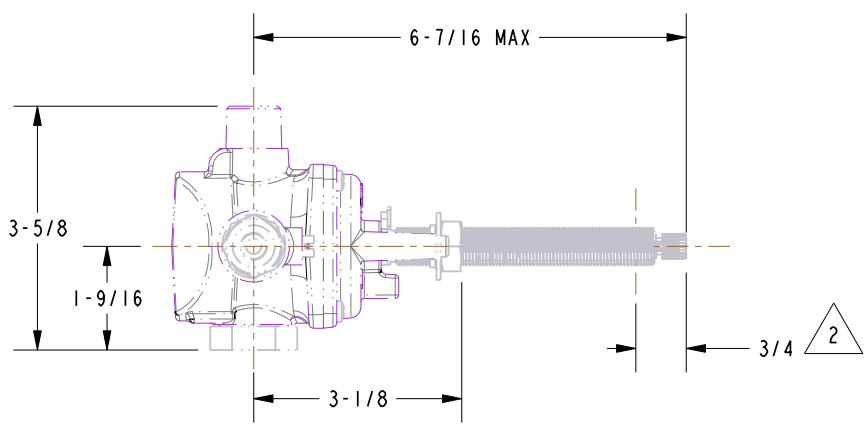
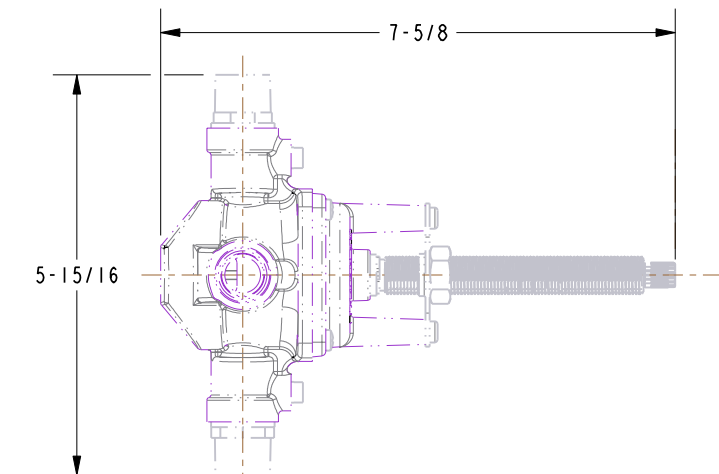
B

A

SPECIFICATION DWG

NOTES:

- 1. CUT STEM TO DIMENSION SHOWN.
- 2. CUT ALL-THREAD 3/4" SHORTER THAN STEM



DIMENSIONS ARE IN INCHES AND AN APPROXIMATION OF A TYPICAL INSTALLATION

COPYRIGHT 2005 BRASSTECH, INC. THESE DRAWINGS AND THE DESIGNS DEPICTED HEREIN ARE THE PROPRIETARY PROPERTY OF BRASSTECH. ANY USE OR REPRODUCTION IS SUBJECT TO THE EXPRESS APPROVAL OF BRASSTECH. UNAUTHORIZED USE IS STRICTLY PROHIBITED. ALL RIGHTS RESERVED.

BRASSTECH		2001 CARNEGIE AVE. SANTA ANA, CA 92705 (949) 417-5207	
DWG NO.	3-804BP	REV	C
SCALE	.300	REF.	-
		SHEET	3 OF 3