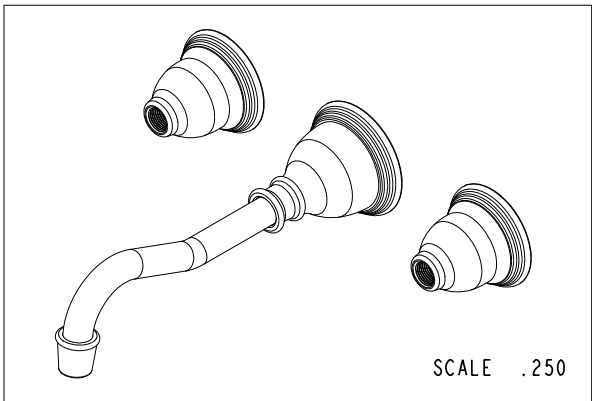
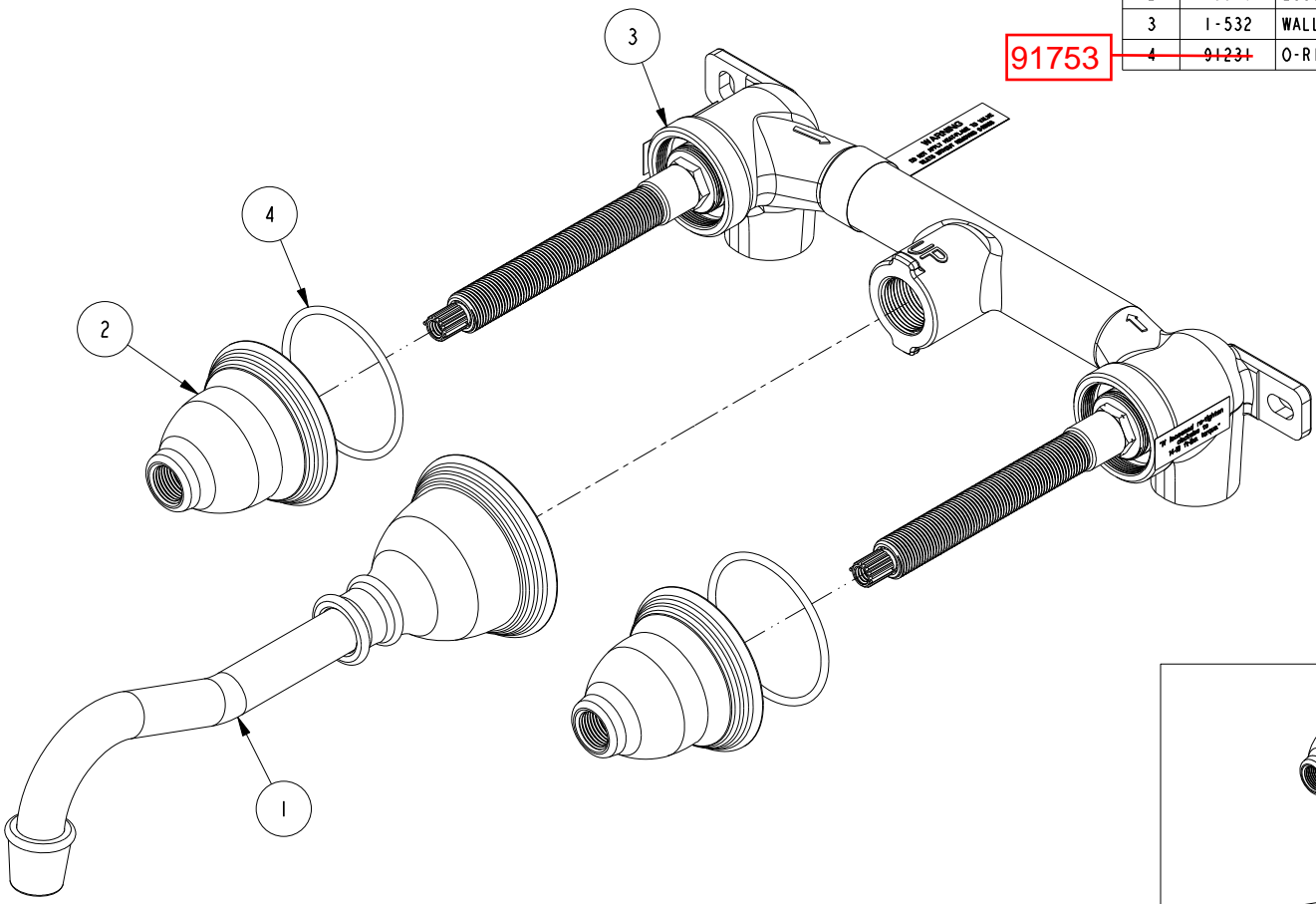


BILL OF MATERIAL (CURRENT LEVEL)				
ITEM	PT/ASSY	DESCRIPTION	TYPE	QTY.
1	3-320	WALL LAVATORY SPOUT ASM	ASSEMBLY	1
2	10016	ESCUTCHEON BELL	PART	2
3	1-532	WALL LAVATORY KIT	ASSEMBLY	1
<del>4</del>	<del>91231</del>	O-RING, #2-136, EPDM, 65-75 DURO	PART	2

91753



REV D EN-3722 02/08/2019 CG

COPYRIGHT 2005 BRASSTECH, INC. THESE DRAWINGS AND THE DESIGNS DEPICTED HEREIN ARE THE PROPRIETARY PROPERTY OF BRASSTECH. ANY USE OR REPRODUCTION IS SUBJECT TO THE EXPRESS APPROVAL OF BRASSTECH. UNAUTHORIZED USE IS STRICTLY PROHIBITED. ALL RIGHTS RESERVED.

**BRASSTECH**  
INCORPORATED  
2001 CARROLLMEGAREAVE.  
SANTA ANA, CA 92705  
(949) 417-5207

WALL LAVATORY FAUCET

ASSY. NO. 7301

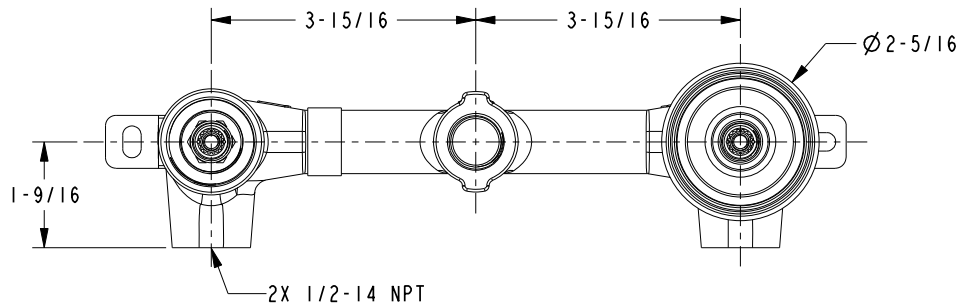
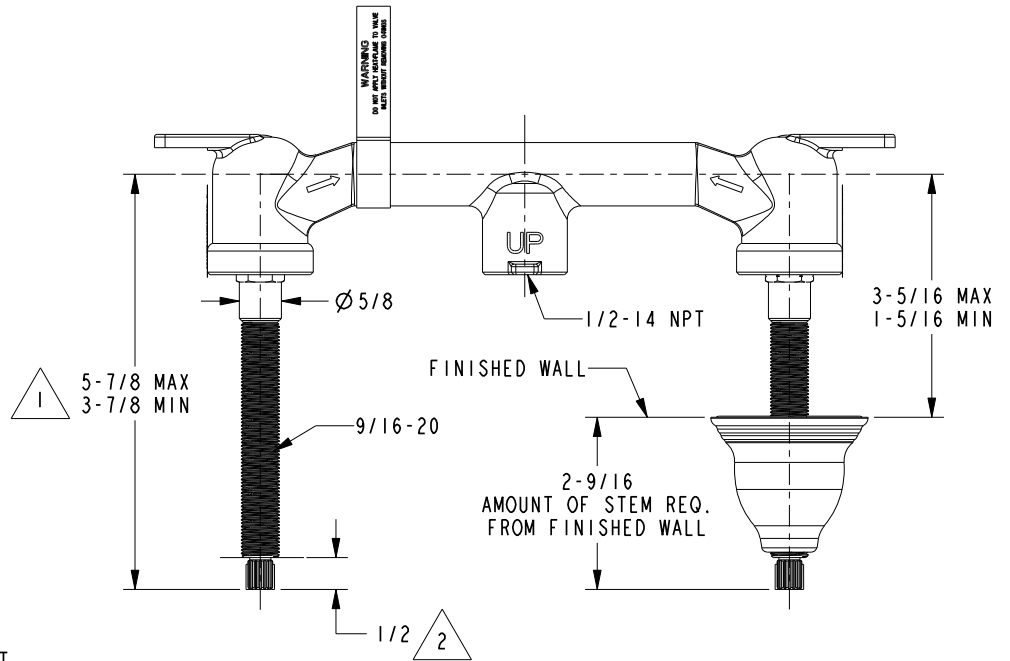
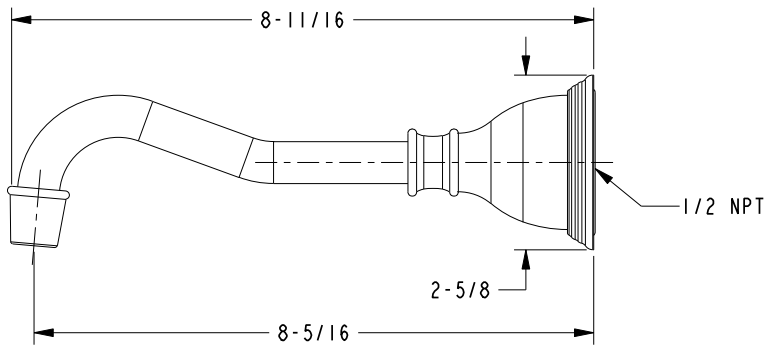
SCALE .400 REF. - SHEET 1 OF 2

C	EN-2348b	12/20/13
B	EN-2032	01/07/13
A	EN-1183	03/23/09
-	EO-0554	08/15/05
REV	REV DESC	DATE

# SPECIFICATION DWG

**NOTES:**

- 1. CUT STEM TO DIMENSION SHOWN.
- 2. CUT ALL-THREAD 3/4" SHORTER THAN STEM.



DIMENSIONS ARE IN INCHES AND AN APPROXIMATION OF A TYPICAL INSTALLATION

COPYRIGHT 2005 BRASSTECH, INC. THESE DRAWINGS AND THE DESIGNS DEPICTED HEREIN ARE THE PROPRIETARY PROPERTY OF BRASSTECH. ANY USE OR REPRODUCTION IS SUBJECT TO THE EXPRESS APPROVAL OF BRASSTECH. UNAUTHORIZED USE IS STRICTLY PROHIBITED. ALL RIGHTS RESERVED.

<b>BRASSTECH</b>		2001 CARNEGIE AVE. SANTA ANA, CA 92705 (949) 417-5207
INCORPORATED	DWG NO.	REV
	7301	C
SCALE	REF.	SHEET
.350	-	2 OF 2