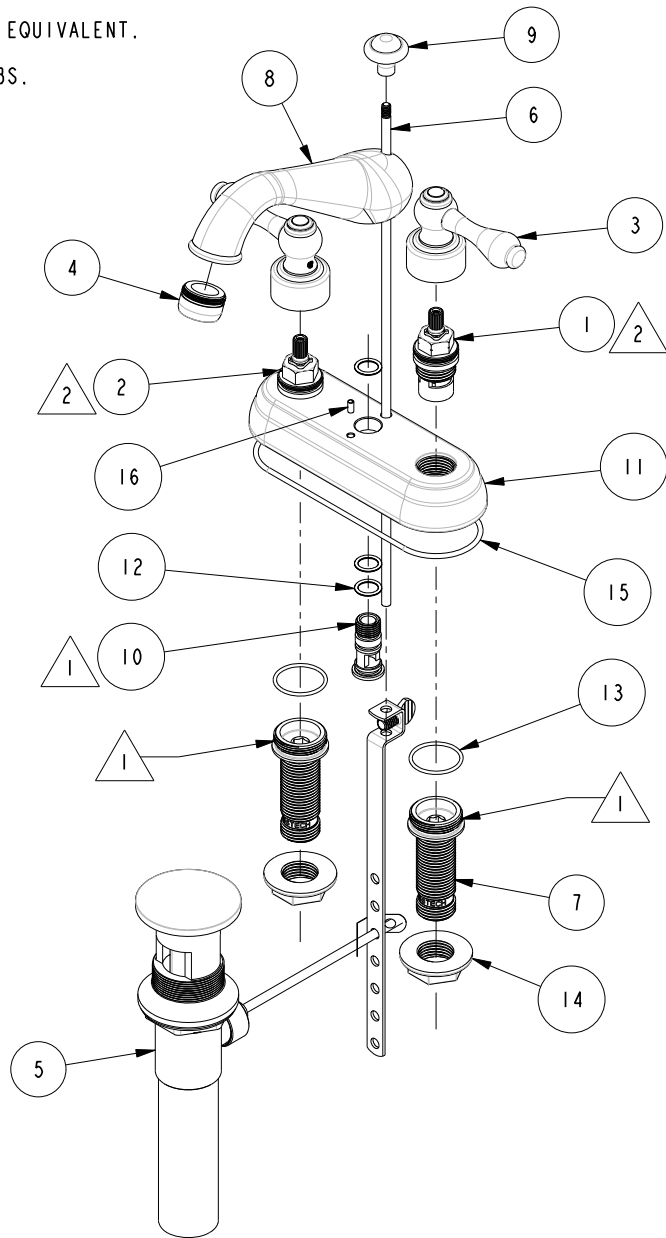


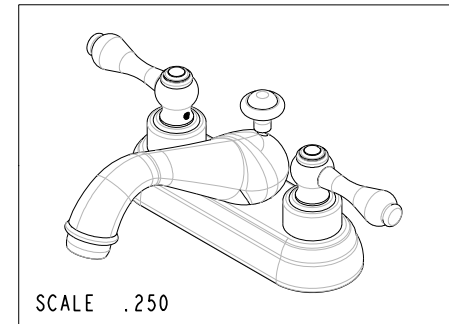
NOTES:

- 1 APPLY LOCTITE 680 OR EQUIVALENT.
- 2 TORQUE TO 15-20 FT-LBS.



BILL OF MATERIAL (CURRENT LEVEL)

ITEM	PT/ASSY	DESCRIPTION	TYPE	QTY.
1	1-005	C/S VALVE CARTRIDGE - COLD	PART	1
2	1-006	C/S VALVE CARTRIDGE - HOT	PART	1
3	2-130	C/S HANDLE - BRASS	ASSEMBLY	2
4	2-627	AERATOR, 1.5 GPM	ASSEMBLY	1
5	325	POP UP ASSEMBLY	ASSEMBLY	1
6	10288	3/16" POP UP ROD	PART	1
7	10524	SUPPLY NIPPLE	PART	2
8	10537	C/S SPOUT	PART	1
9	10539	POP-UP KNOB	PART	1
10	11335	CONNECTING NIPPLE C/S	PART	1
11	12155	BODY, CENTER SET FAUCET	PART	1
12	91018	O-RING, #2- 013, EPDM, 65-75 DURO, NSF-61	PART	3
13	91024	O-RING, #2- 022, EPDM, 65-75 DURO	PART	2
14	91061	FLANGE NUT 1/2-14 NPSM	PART	2
15	91605	O-RING, #2-156, MCMaster-CARR #9452K319	PART	1
16	92019	ROLL PIN - DIA 1/8 X 1/4	PART	1



COPYRIGHT 2005 BRASSTECH, INC. THESE DRAWINGS AND THE DESIGNS DEPICTED HEREIN ARE THE PROPRIETARY PROPERTY OF BRASSTECH. ANY USE OR REPRODUCTION IS SUBJECT TO THE EXPRESS APPROVAL OF BRASSTECH. UNAUTHORIZED USE IS STRICTLY PROHIBITED. ALL RIGHTS RESERVED.

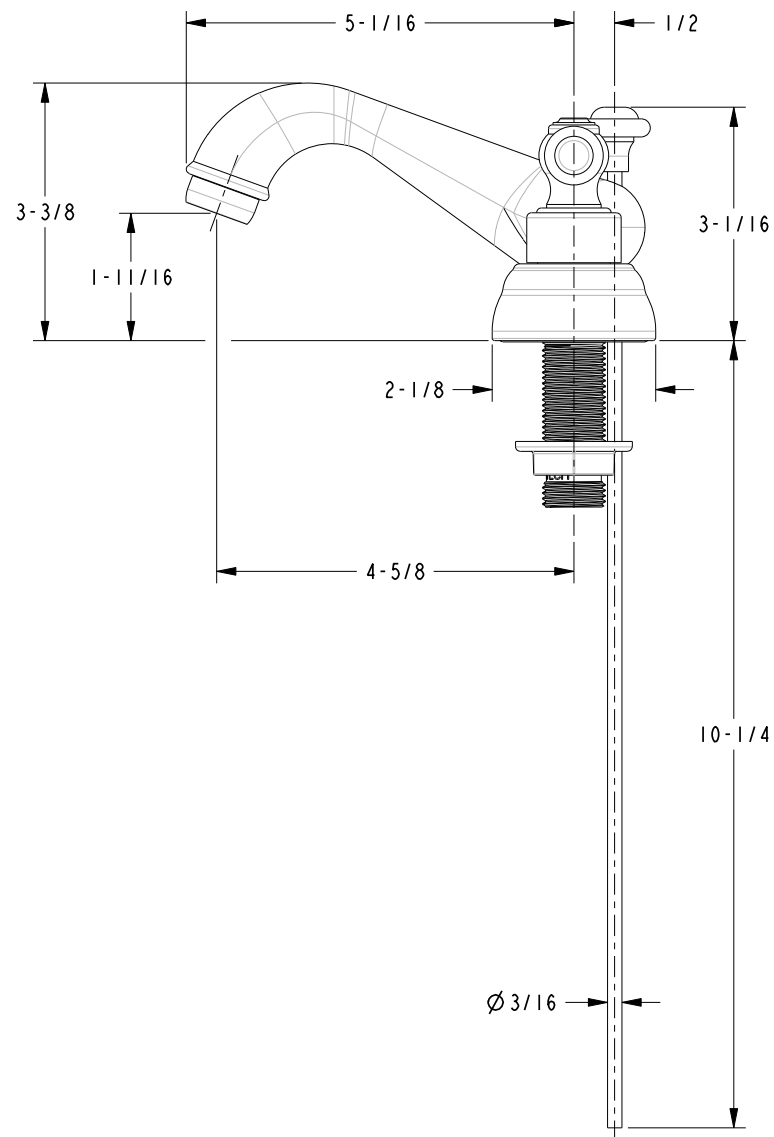
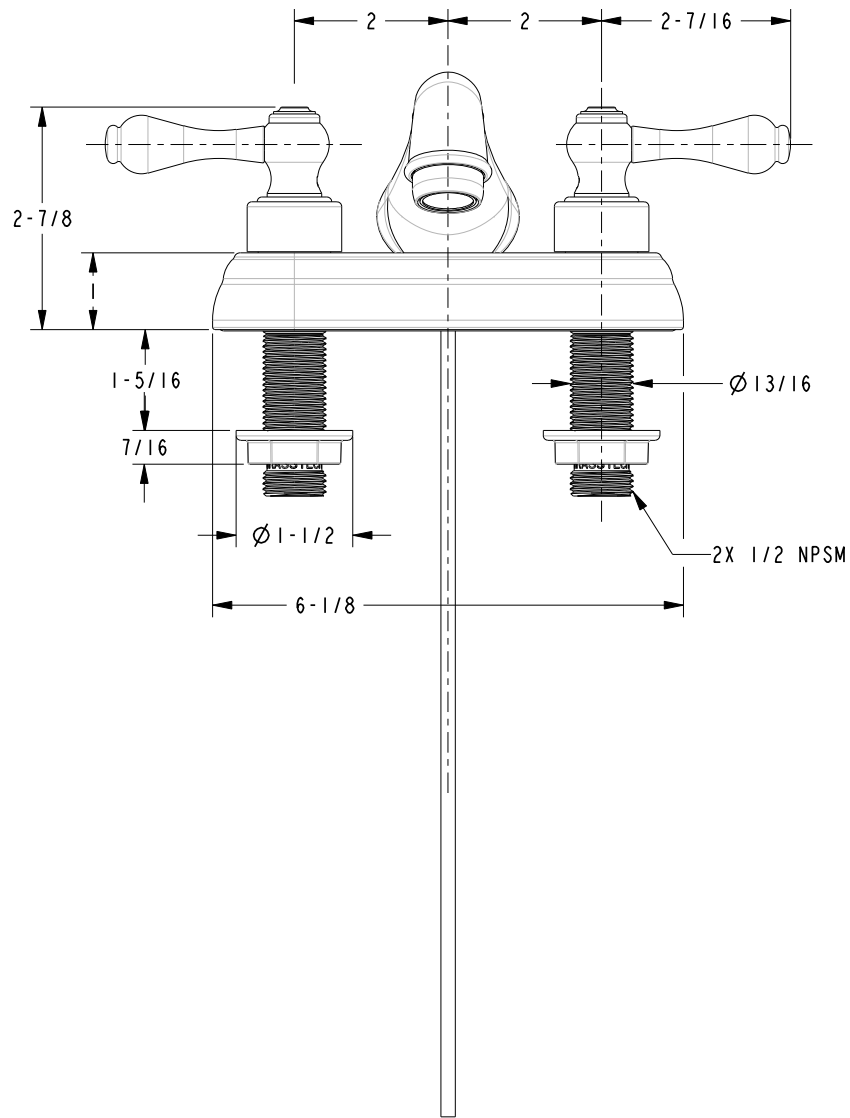
BRASSTECH
INCORPORATED
2001 E. CARNEGIE AVE.
SANTA ANA, CA 92705
(949) 417-5207

CENTERSET FAUCET

ASSY. NO.	801	
SCALE .250	REF. -	SHEET 1 OF 2
REV	REV DESC	DATE

F	EN-1919a	12/12/14
E	EN-2266c	12/01/14
D	EN-1358	12/08/09
C	EO-0725	1/3/06
B	EO-0447	01/10/05
A	REV CAST	06/96
-	RELEASED	PRE '95

SPECIFICATION DWG



DIMENSIONS ARE IN INCHES AND AN APPROXIMATION OF A TYPICAL INSTALLATION

COPYRIGHT 2005 BRASSTECH, INC. THESE DRAWINGS AND THE DESIGNS DEPICTED HEREIN ARE THE PROPRIETARY PROPERTY OF BRASSTECH. ANY USE OR REPRODUCTION IS SUBJECT TO THE EXPRESS APPROVAL OF BRASSTECH. UNAUTHORIZED USE IS STRICTLY PROHIBITED. ALL RIGHTS RESERVED.

BRASSTECH		2001 CARNEGIE AVE. SANTA ANA, CA 92705 (949) 417-5207
DWG NO.	801	REV F
SCALE .400	REF. -	SHEET 2 OF 2