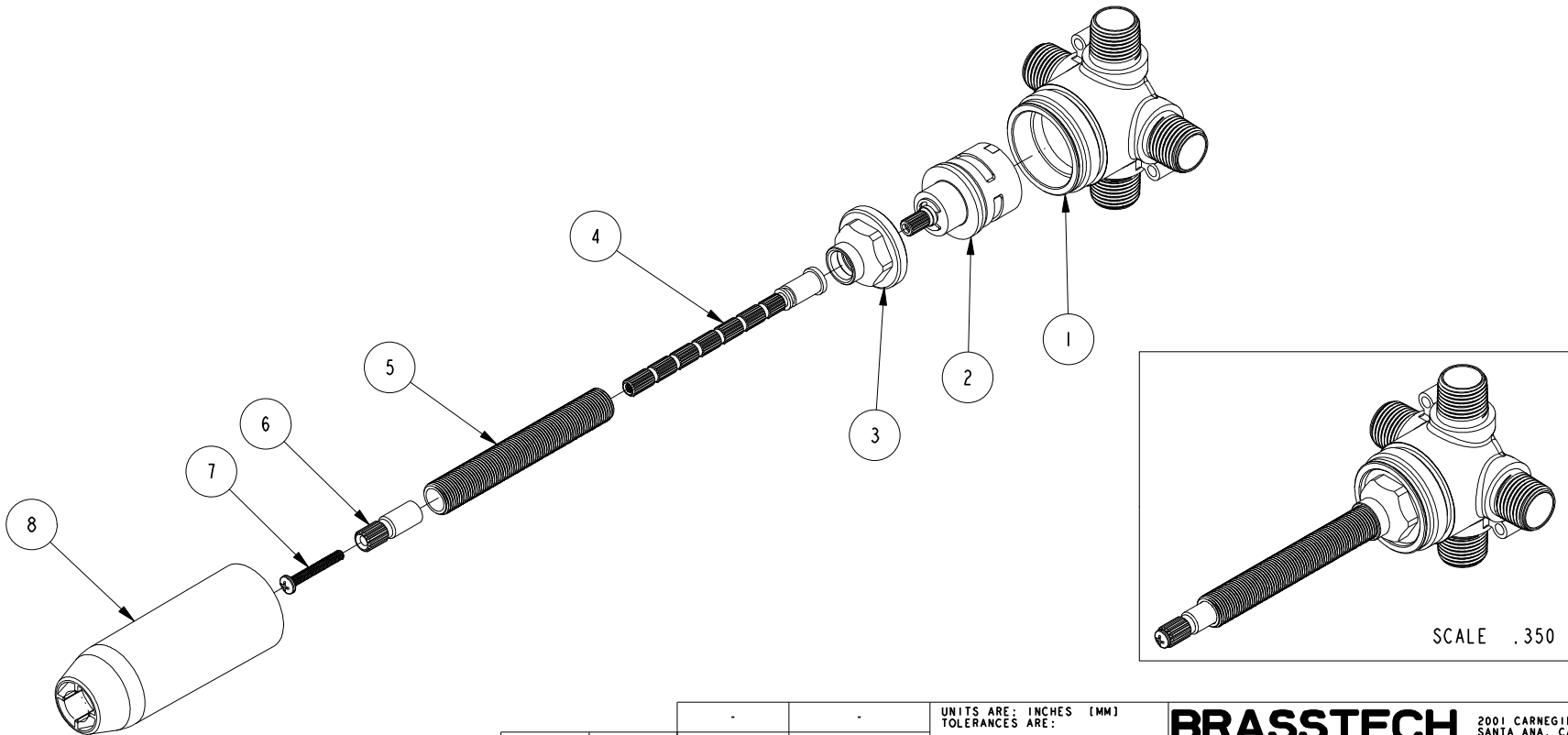


NOTES:

1. TO INSPECT ASSEMBLY, FOLLOW FIRST ARTICLE AND IN PROCESS INSPECTION SHEET.
2. IF CARTRIDGE STEM LENGTH IS TOO SHORT, OPTIONAL STEM EXTENSION KIT #1-384 CAN BE PURCHASED TO EXTEND STEM LENGTH.

**BILL OF MATERIAL (CURRENT LEVEL)**

ITEM	PT/ASSY	DESCRIPTION	TYPE	QTY.
1	12749	BODY, DIVERTER	PART	1
2	1-356	CARTRIDGE, 5 FUNCTION, 1 SHUT-OFF	PART	1
3	12748	BONNET, DIVERTER	PART	1
4	11345	STEM, 20T EXT. FULL BROACH	PART	1
5	10631	NIPPLE 9/16-20	PART	1
6	12790	1.20" ADAPTER- 20-T X 16-T	PART	1
7	92850	M4 X .7 X 30 MM PHIL PAN HD SS	PART	1
8	91644	MUD COVER, VALVE 3/4"	PART	1



ZONE	REV	DESCRIPTION	DATE	APPROVED
-	B	EN-4300kk	04/01/21	R.S.
-	A	EN-3362	02/20/18	C.G.
-	-	EN-3276	02/28/17	V.V.

COPYRIGHT 2005 BRASSTECH, INC. THESE DRAWINGS AND THE DESIGNS DEPICTED HEREIN ARE THE PROPRIETARY PROPERTY OF BRASSTECH. ANY USE OR REPRODUCTION IS SUBJECT TO THE EXPRESS APPROVAL OF BRASSTECH. UNAUTHORIZED USE IS STRICTLY PROHIBITED. ALL RIGHTS RESERVED.

TESTING	-	-	-
ASSEMBLY	-	-	-
PLATING	-	-	-
POLISHING	-	NEXT ASSY	USED ON
MACHINING	-	APPLICATION	
TOOLING FIXTURE #	REMOVE ALL BURRS AND SHARP EDGES		

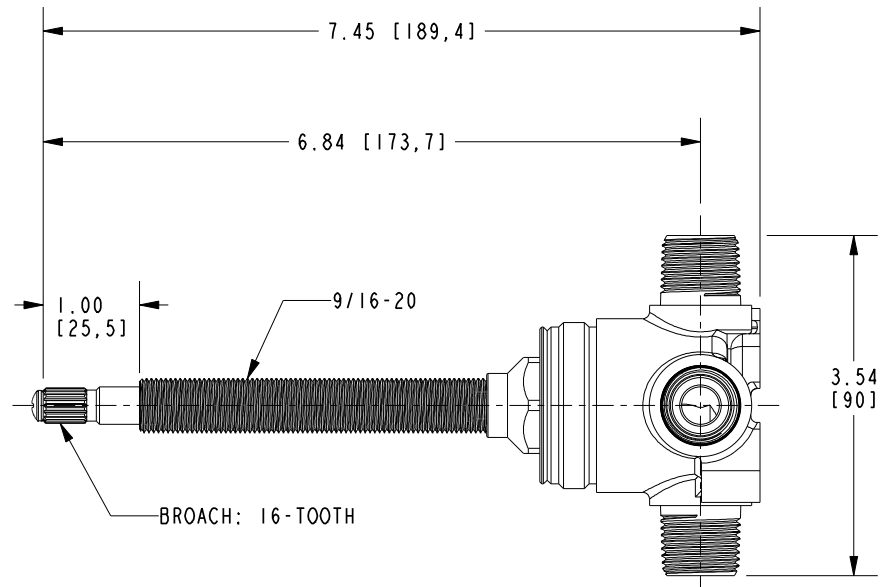
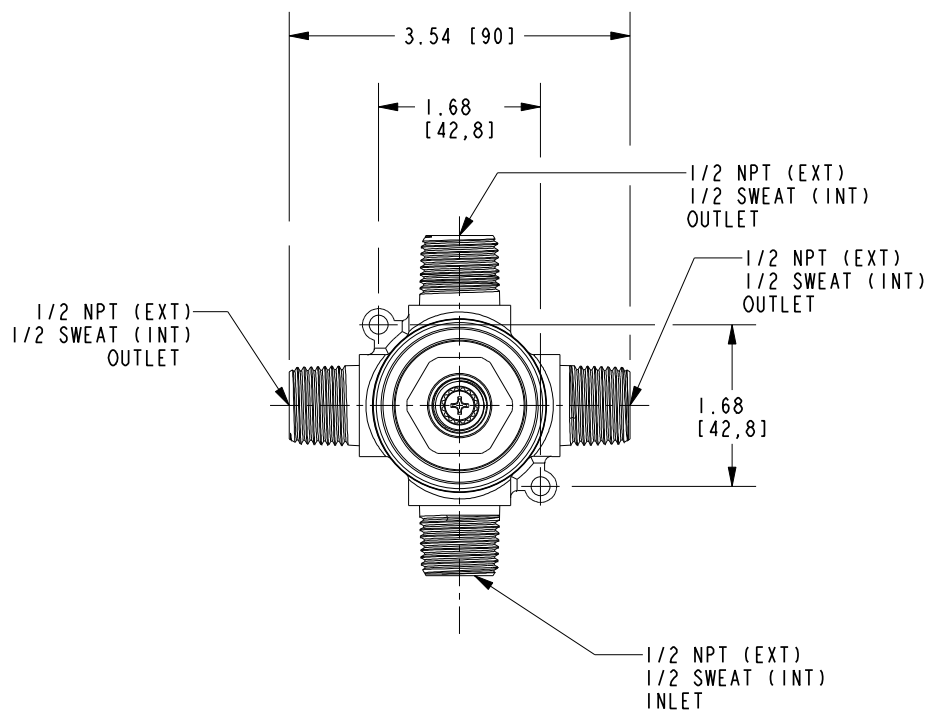
UNITS ARE: INCHES [MM]			
TOLERANCES ARE:			
FRACTIONS	DECIMALS	ANGLES	
±1/16"	.X ±.1 [2.5]	±1°	
	.XX ±.06 [1.5]		
(X.XXX) DENOTES CRITICAL DIMS. ALL THREADS ARE CRITICAL			
DRAWN	JINSON	02/20/18	
CHECKED	C.G.	02/20/18	
APPROVED	C.G.	02/20/18	

**BRASSTECH** 2001 CARNEGIE AVE. SANTA ANA, CA 92705 (949) 417-5207  
INCORPORATED

**IN-WALL DIVERTER, 5 FUNCTION, 1 SHUT-OFF**

DWG NO. 1-702 REV B

SCALE .350 REF. - SHEET 1 OF 2



<b>BRASSTECH</b>		2001 E. CARNEGIE AVE. SANTA ANA, CA 92705 (949) 417-5207	
DWG NO.	1-702	REV	B
SCALE	.500	REF.	-
		SHEET	2 OF 2