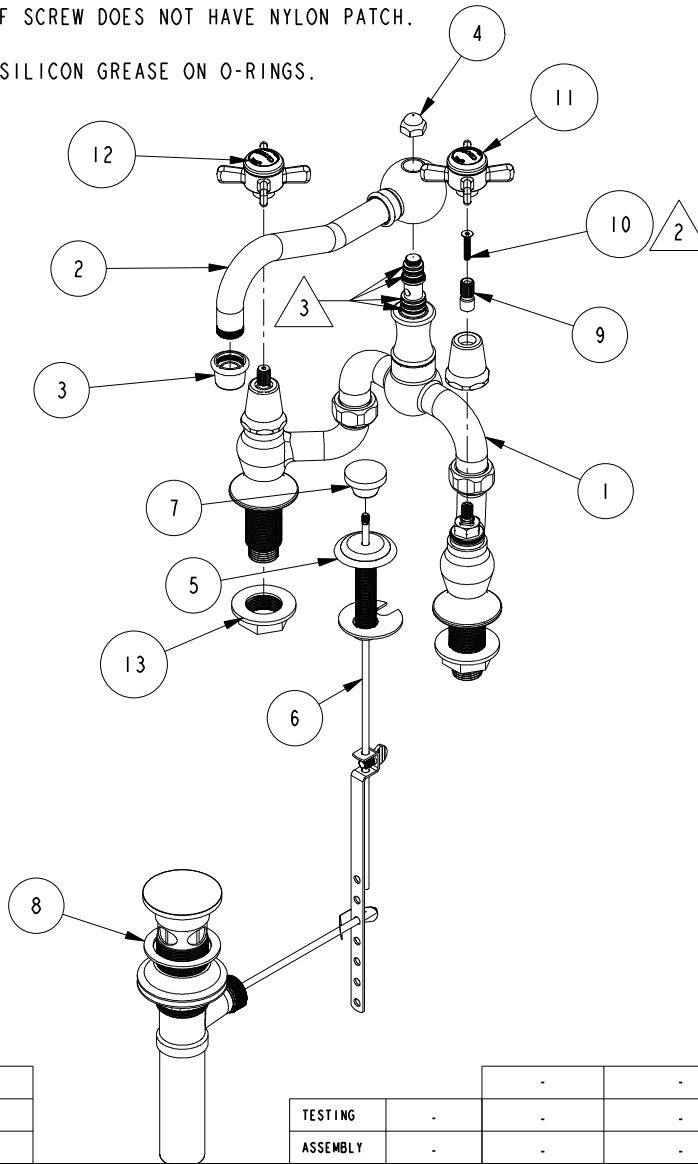


NOTES:

1. TO INSPECT ASSEMBLY, FOLLOW FIRST ARTICLE AND IN PROCESS INSPECTION SHEET.

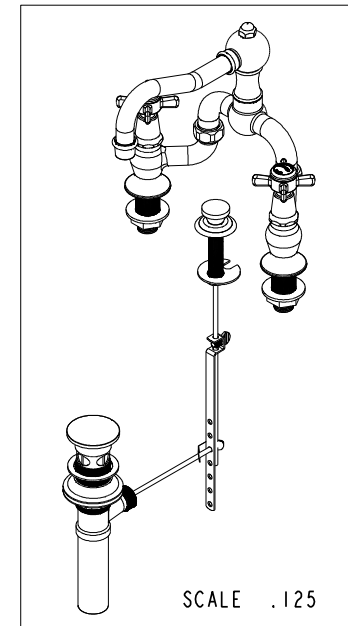
2 APPLY LOCTITE 242 IF SCREW DOES NOT HAVE NYLON PATCH.

3 APPLY THIN COAT OF SILICON GREASE ON O-RINGS.



BILL OF MATERIAL (CURRENT LEVEL)

ITEM	PT/ASSY	DESCRIPTION	TYPE	QTY.
1	3-276	BRIDGE BODY ASM	ASSEMBLY	1
2	2-398	SPT ASM LAV BRIDGE	ASSEMBLY	1
3	2-648	AERATOR ASM	ASSEMBLY	1
4	11066	RISER NUT	PART	1
5	2-400	POP UP GUIDE ASM	ASSEMBLY	1
6	10288	3/16" POP UP ROD	PART	1
7	10961	SMOOTH POP - UP KNOB	PART	1
8	325	POP UP ASSEMBLY	ASSEMBLY	1
9	12062	ADAPTER - 20-T X 16-T	PART	2
10	92539	SCRW, M4X22 FLAT HD SOCKET HD CAP	PART	2
11	2-115	THIN BLADE X - HANDLE COLD	ASSEMBLY	1
12	2-114	THIN BLADE X - HANDLE HOT	ASSEMBLY	1
13	91473	FLANGE NUT 1.006"-20	PART	2



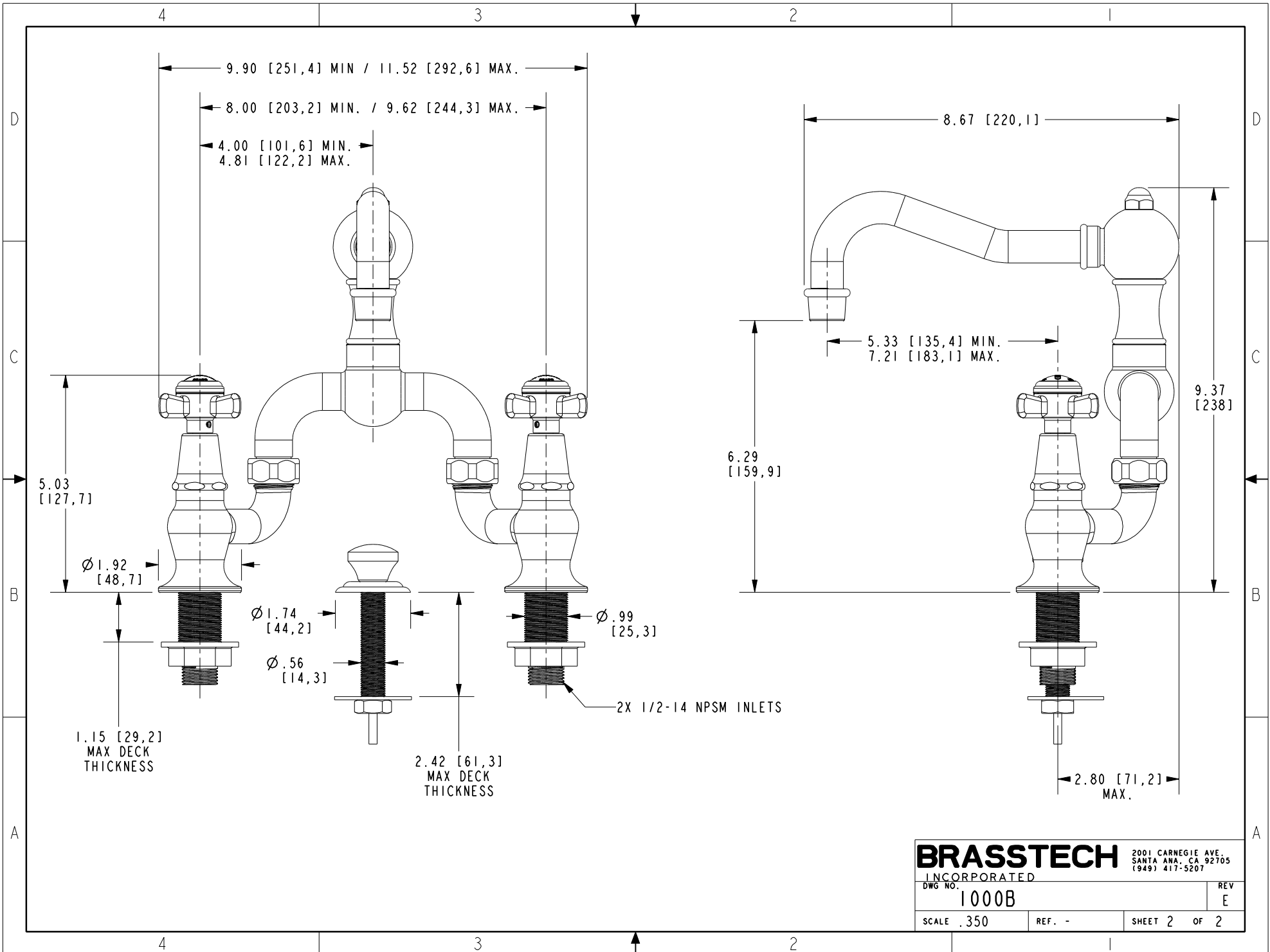
-	E	EN-4300m	02/19/21	R.S.
-	D	EN-2909	06/19/17	AN
-	C	EN-1919o	08/12/14	VV
-	B	EN-1358	02/15/10	-
-	A	EO-0447	01/10/05	-
-	-	RELEASED	05/12/03	-
ZONE	REV	DESCRIPTION	DATE	APPROVED

COPYRIGHT 2005 BRASSTECH, INC. THESE DRAWINGS AND THE DESIGNS DEPICTED HEREIN ARE THE PROPRIETARY PROPERTY OF BRASSTECH. ANY USE OR REPRODUCTION IS SUBJECT TO THE EXPRESS APPROVAL OF BRASSTECH. UNAUTHORIZED USE IS STRICTLY PROHIBITED. ALL RIGHTS RESERVED.

TESTING	-	-	-
ASSEMBLY	-	-	-
PLATING	-	-	-
POLISHING	-	NEXT ASSY	USED ON
MACHINING	-	APPLICATION	
TOOLING FIXTURE #	REMOVE ALL BURRS AND SHARP EDGES		

UNITS ARE: INCHES [MM]	
TOLERANCES ARE:	
FRACTIONS	DECIMALS ANGLES
±1/16"	.X ±.1 [2.5] ±°
	.XX ±.06 [1.5]
(X.XXX) DENOTES CRITICAL DIMS. ALL THREADS ARE CRITICAL	
DRAWN	AN 05/15/17
CHECKED	AN 05/15/17
APPROVED	AN 05/15/17

BRASSTECH		2001 CARNEGIE AVE. SANTA ANA, CA 92705 (949) 417-5207	
INCORPORATED			
LAV BRIDGE FAUCET			
DWG NO.		REV	
1000B		E	
SCALE .187	REF. -	SHEET 1	OF 2



BRASSTECH
 INCORPORATED
 2001 CARNEGIE AVE.
 SANTA ANA, CA 92705
 (949) 417-5207

DWG NO.	1000B	REV	E
SCALE	.350	REF.	-
SHEET 2		OF 2	