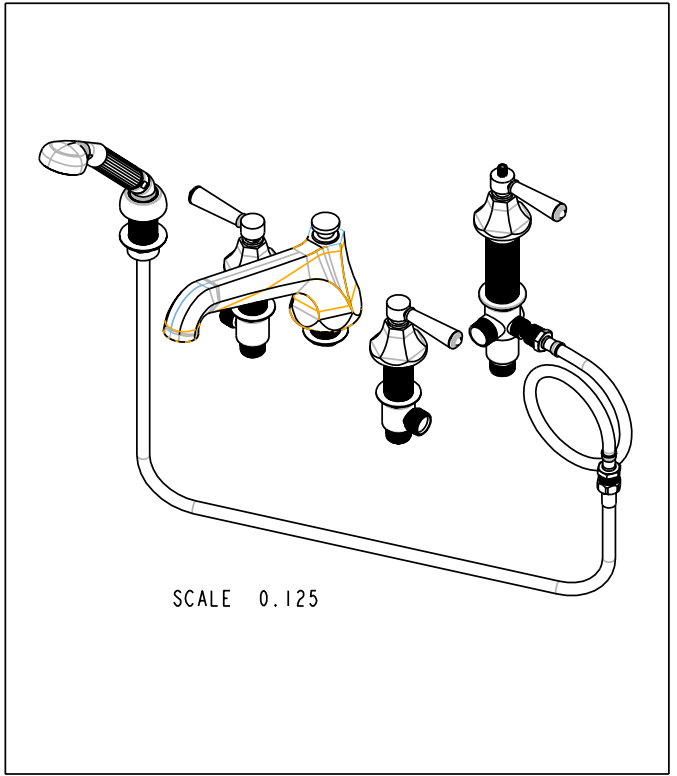


BILL OF MATERIAL (CURRENT LEVEL)				
ITEM	PT/ASSY	DESCRIPTION	TYPE	QTY.
1	3-1207	TRIM KIT - 3-1207	ASSEMBLY	1
2	1-503	ROMAN TUB 3-VALVE ROUGH	ASSEMBLY	1



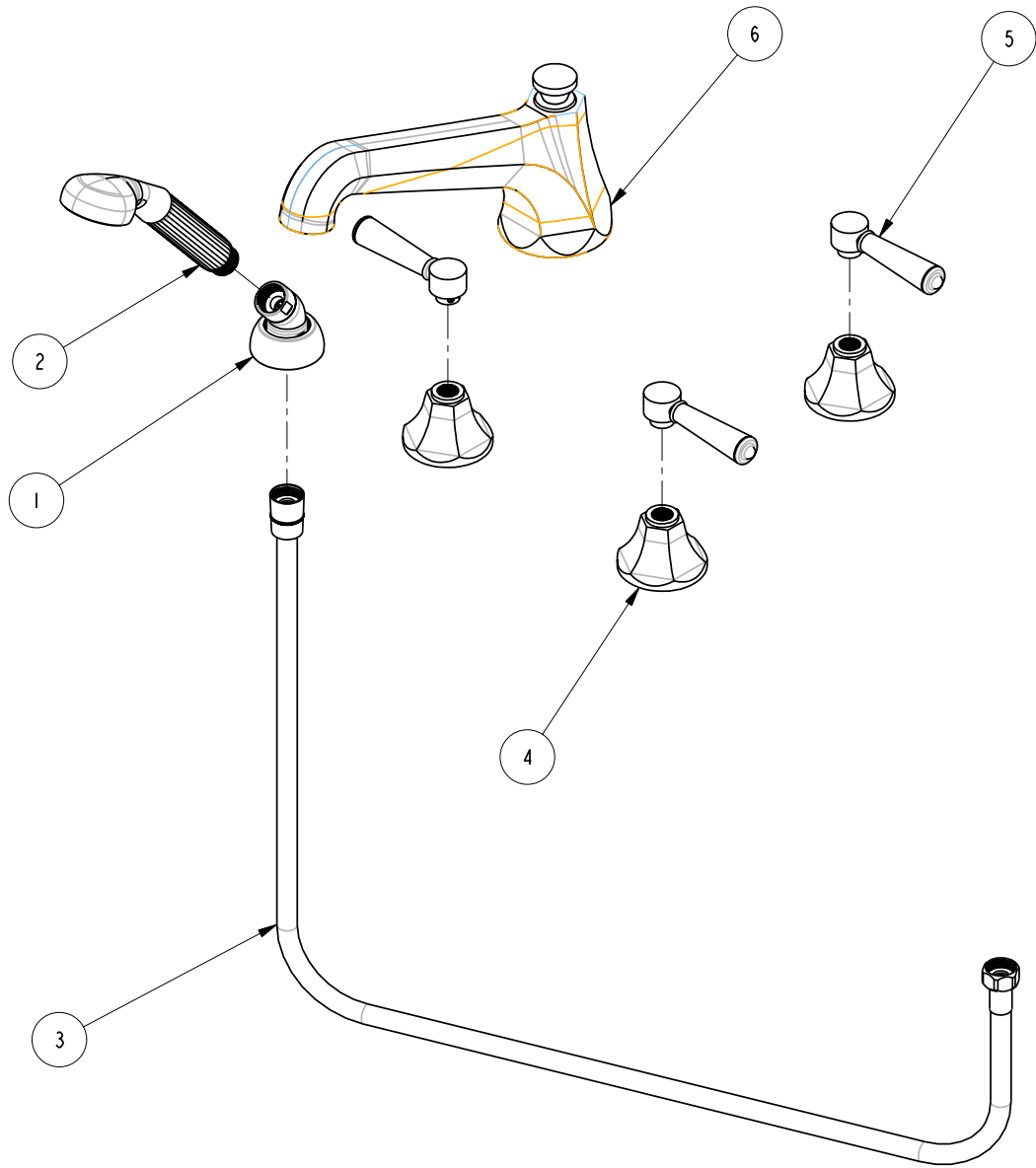
NOTE: RECOMMENDED VALVE(S), SHOWN WITH TRIM KIT, SOLD SEPERATELY.

BRASSTECH
INCORPORATED

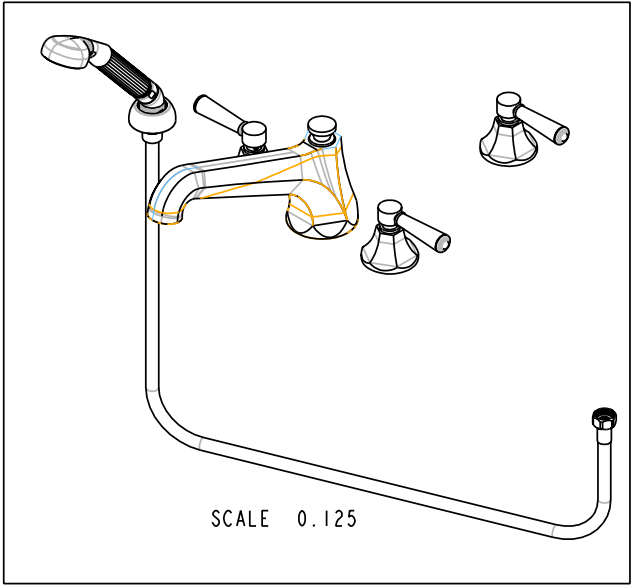
2001 E. CARNEGIE AVE.
SANTA ANA, CA 92705
(949) 417-5207

ROMAN TUB W/ HNDSHWR

ASSY. NO.	1207		B	EN-1167	12/19/08
SCALE 0.225	REF. -	SHEET 1 OF 3	A	EO-0903	10/29/07
			REV	REV DESC	DATE



BILL OF MATERIAL (CURRENT LEVEL)				
ITEM	PT/ASSY	DESCRIPTION	TYPE	QTY.
1	6-289	DECK FLANGE TRIM	ASSEMBLY	1
2	280	HAND SHOWER WITH GROOVE	ASSEMBLY	1
3	284	59 IN. SPIRAL SHOWER HOSE	ASSEMBLY	1
4	10960	HEX ESCUTCHEON	PART	3
5	2-279	TAPERED LEVER HNDL ASM	ASSEMBLY	3
6	2-162	R/T SPOUT ASM	ASSEMBLY	1



COPYRIGHT 2005 BRASSTECH, INC. THESE DRAWINGS AND THE DESIGNS DEPICTED HEREIN ARE THE PROPRIETARY PROPERTY OF BRASSTECH. ANY USE OR REPRODUCTION IS SUBJECT TO THE EXPRESS APPROVAL OF BRASSTECH. UNAUTHORIZED USE IS STRICTLY PROHIBITED. ALL RIGHTS RESERVED.

BRASSTECH
INCORPORATED
2001 E. CARNEGIE AVE.
SANTA ANA, CA 92705
(949) 417-5207

TRIM KIT - 3-1207

ASSY. NO.	1207		
SCALE 0.200	REF. -	SHEET 2 OF 3	REV
			REV DESC
			DATE

D
C
B
A

D
C
B
A

4

3

2

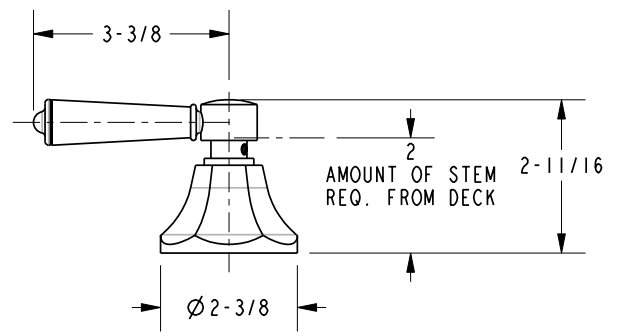
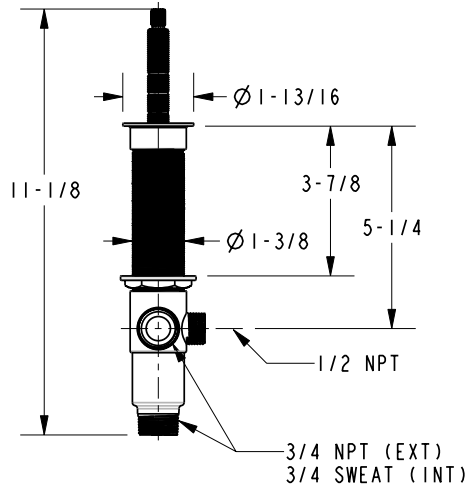
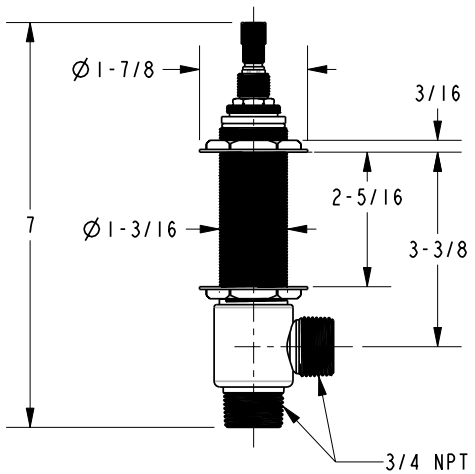
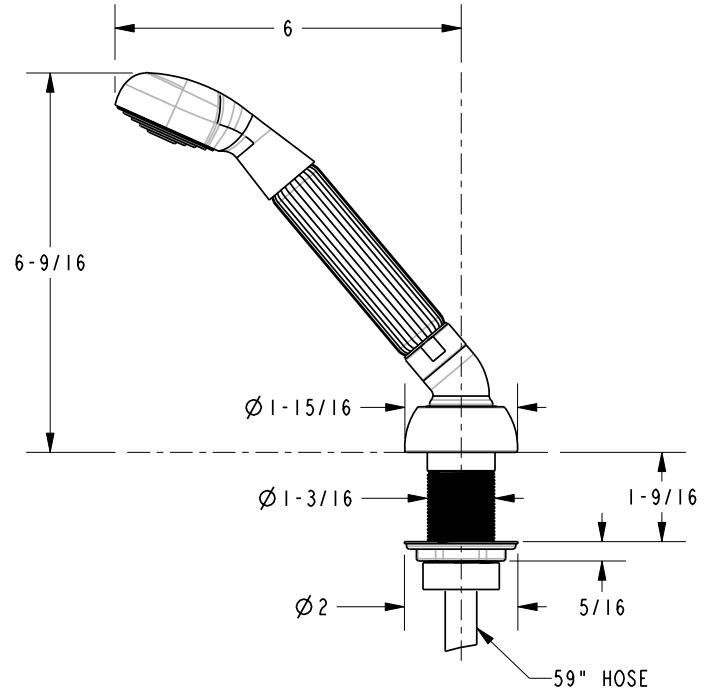
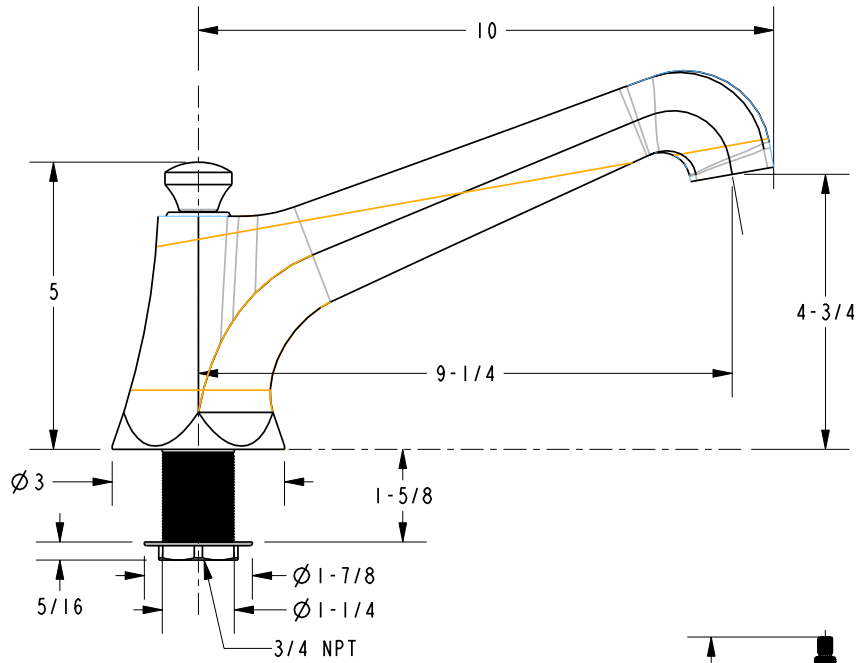
4

3

2

1

SPECIFICATION DWG



DIMENSIONS ARE IN INCHES AND AN APPROXIMATION OF A TYPICAL INSTALLATION

COPYRIGHT 2005 BRASSTECH, INC. THESE DRAWINGS AND THE DESIGNS DEPICTED HEREIN ARE THE PROPRIETARY PROPERTY OF BRASSTECH. ANY USE OR REPRODUCTION IS SUBJECT TO THE EXPRESS APPROVAL OF BRASSTECH. UNAUTHORIZED USE IS STRICTLY PROHIBITED. ALL RIGHTS RESERVED.

BRASSTECH		2001 E. CARNEGIE AVE.	
INCORPORATED		SANTA ANA, CA 92705	
		(949) 417-5207	
DWG NO.	1207	REV	B
SCALE	1.000	REF.	-
		SHEET	3 OF 3