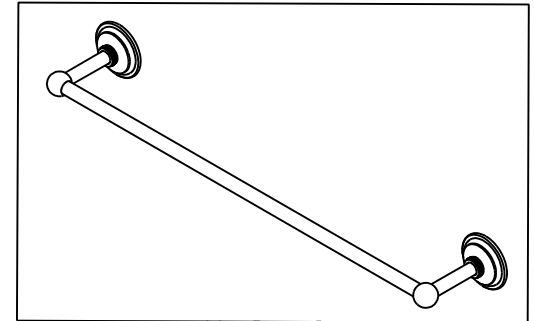
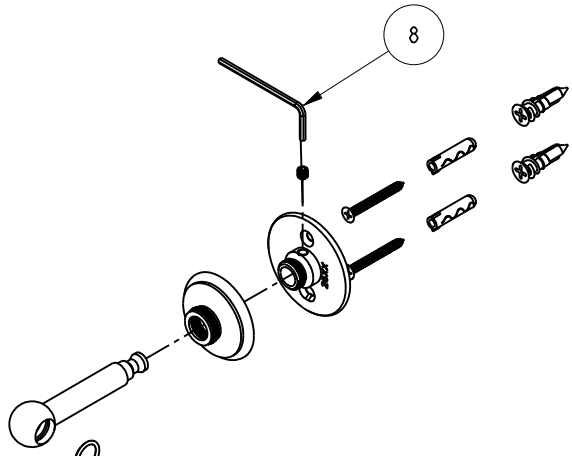


NOTES:

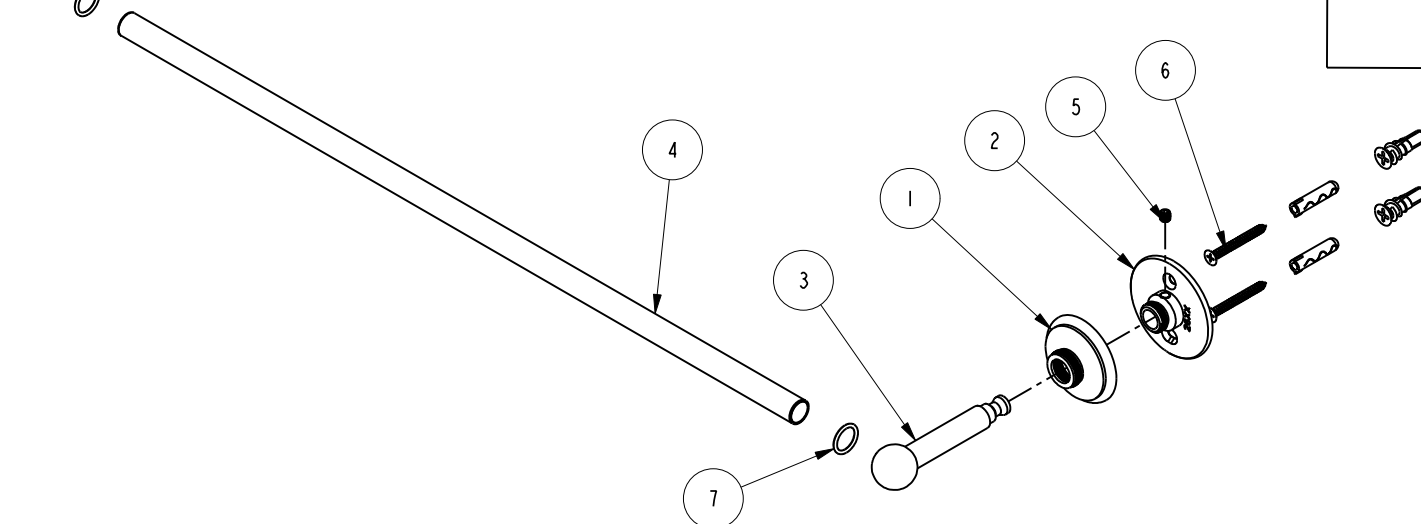
1. FIT / FORM / FUNCTION SHALL FOLLOW PS-E.008.

**BILL OF MATERIAL (CURRENT LEVEL)**

ITEM	PT/ASSY	DESCRIPTION	TYPE	QTY.
1	40805	ROSETTE	PART	2
2	26XX	MOUNTING FLANGE	PART	2
3	40807	TOWEL BAR POST	PART	2
4	40808	18" TOWEL BAR	PART	1
5	92308	SCRW, M5 X 5 SKT HD CUP PT W/ SELF LOC SS	PART	2
6	1-206	HARDWARE PACK	ASSEMBLY	2
7	91019	O-RING, #2- 014, EPDM, 65-75 DURO, NSF 61	PART	2
8	10888	HEX KEY, 2.5MM ALLOY STEEL	PART	1



SCALE .150



TESTING	-	-	-
ASSEMBLY	-	-	-
PLATING	-	-	-
POLISHING	-	NEXT ASSY	USED ON
MACHINING	-	APPLICATION	
TOOLING FIXTURE #	REMOVE ALL BURRS AND SHARP EDGES		

**BRASSTECH** 2001 CARNEGIE AVE.  
INCORPORATED SANTA ANA, CA 92705  
(949) 417-5207

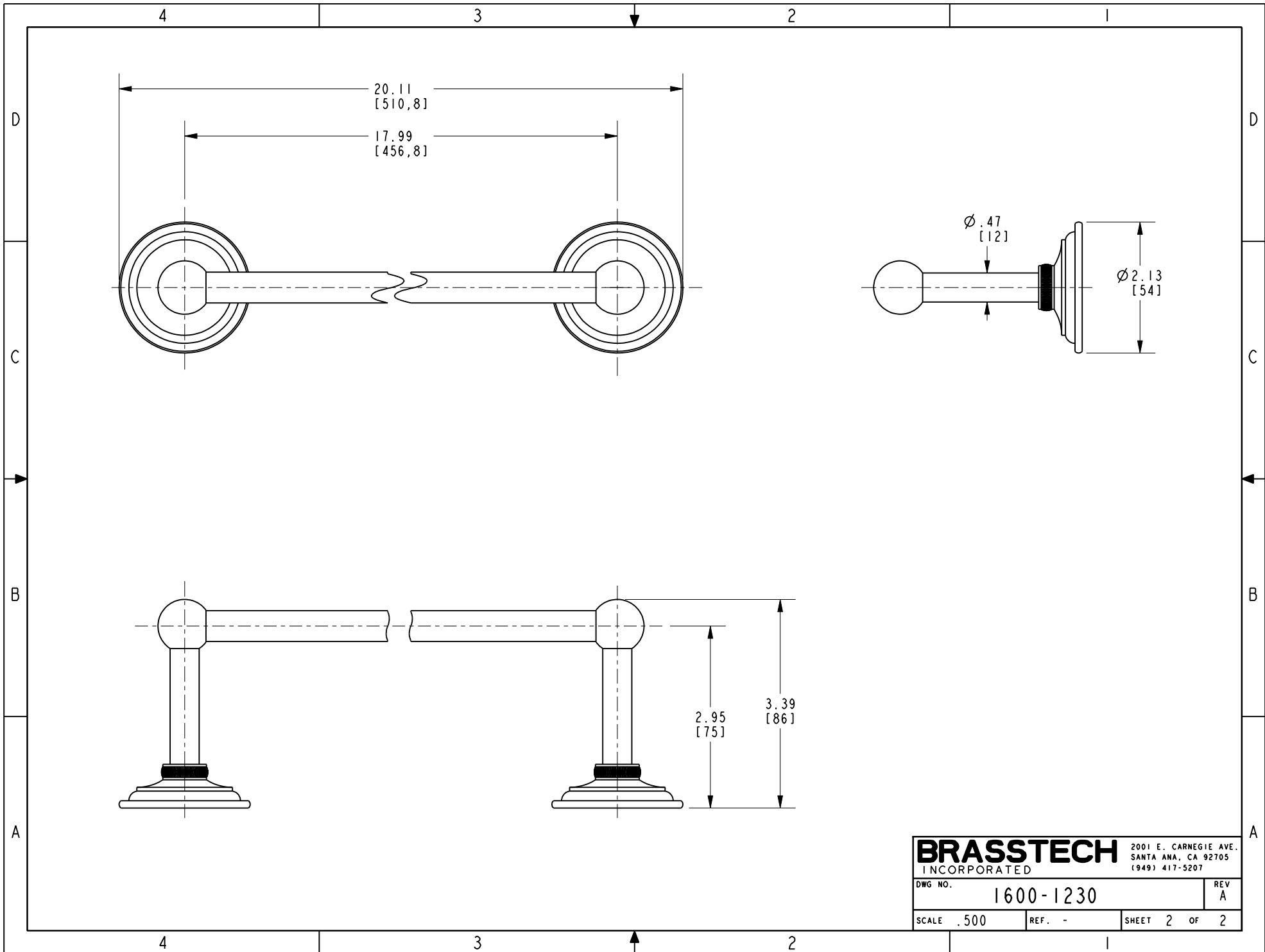
**18" TOWEL BAR**

DWG NO. **1600-1230** REV **A**

SCALE .275 REF. - SHEET 1 OF 2

COPYRIGHT 2005 BRASSTECH, INC. THESE DRAWINGS AND THE DESIGNS DEPICTED HEREIN ARE THE PROPRIETARY PROPERTY OF BRASSTECH. ANY USE OR REPRODUCTION IS SUBJECT TO THE EXPRESS APPROVAL OF BRASSTECH. UNAUTHORIZED USE IS STRICTLY PROHIBITED. ALL RIGHTS RESERVED.

ZONE	REV	DESCRIPTION	DATE	APPROVED
-	A	EN-4022	11/12/19	J.M.
-	-	EN-3914	08/09/19	J.M.



<b>BRASSTECH</b>		2001 E. CARNEGIE AVE.	
INCORPORATED		SANTA ANA, CA 92705	
DWG NO. 1600-1230		REV A	
SCALE .500	REF. -	SHEET 2 OF 2	