
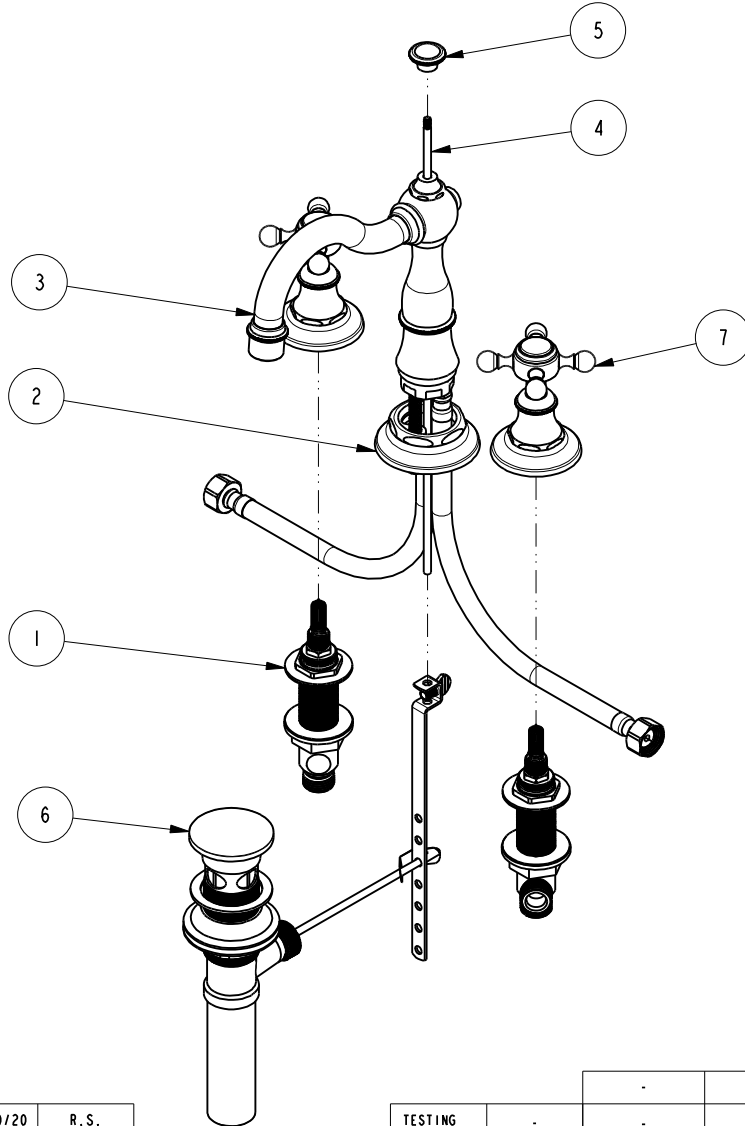


NOTES:

1. TO INSPECT ASSEMBLY, FOLLOW FIRST ARTICLE AND IN PROCESS INSPECTION SHEET.

BILL OF MATERIAL (CURRENT LEVEL)

| ITEM | PT/ASSY | DESCRIPTION | TYPE | QTY. |
|------|------------|-----------------------|----------|------|
| 1 | 1-525_1640 | W/S VALVE ASM | ASSEMBLY | 1 |
| 2 | 2-535 | BASE RING, W/S SPOUT | ASSEMBLY | 1 |
| 3 | 3-295 | W/S SPOUT ASM | ASSEMBLY | 1 |
| 4 | 30070 | POP-UP ROD | PART | 1 |
| 5 | 30225 | POPUP KNOB | PART | 1 |
| 6 | 325 | POP UP ASSEMBLY | ASSEMBLY | 1 |
| 7 | 3-322 | CROSS HANDLE ASSEMBLY | ASSEMBLY | 2 |



| ZONE | REV | DESCRIPTION | DATE | APPROVED |
|------|-----|-------------|----------|----------|
| - | D | EN-4300m | 10/30/20 | R.S. |
| - | C | EN-2553 | 07/02/13 | - |
| - | B | EN-1616 | 09/13/10 | - |
| - | A | EO-0758 | 09/11/06 | - |
| - | - | EO-0744 | 07/14/06 | - |

COPYRIGHT 2005 BRASSTECH, INC. THESE DRAWINGS AND THE DESIGNS DEPICTED HEREIN ARE THE PROPRIETARY PROPERTY OF BRASSTECH. ANY USE OR REPRODUCTION IS SUBJECT TO THE EXPRESS APPROVAL OF BRASSTECH. UNAUTHORIZED USE IS STRICTLY PROHIBITED. ALL RIGHTS RESERVED.

| TESTING | - | - | - |
|-------------------|----------------------------------|-------------|---------|
| ASSEMBLY | - | - | - |
| PLATING | - | - | - |
| POLISHING | - | NEXT ASSY | USED ON |
| MACHINING | - | APPLICATION | |
| TOOLING FIXTURE # | REMOVE ALL BURRS AND SHARP EDGES | | |

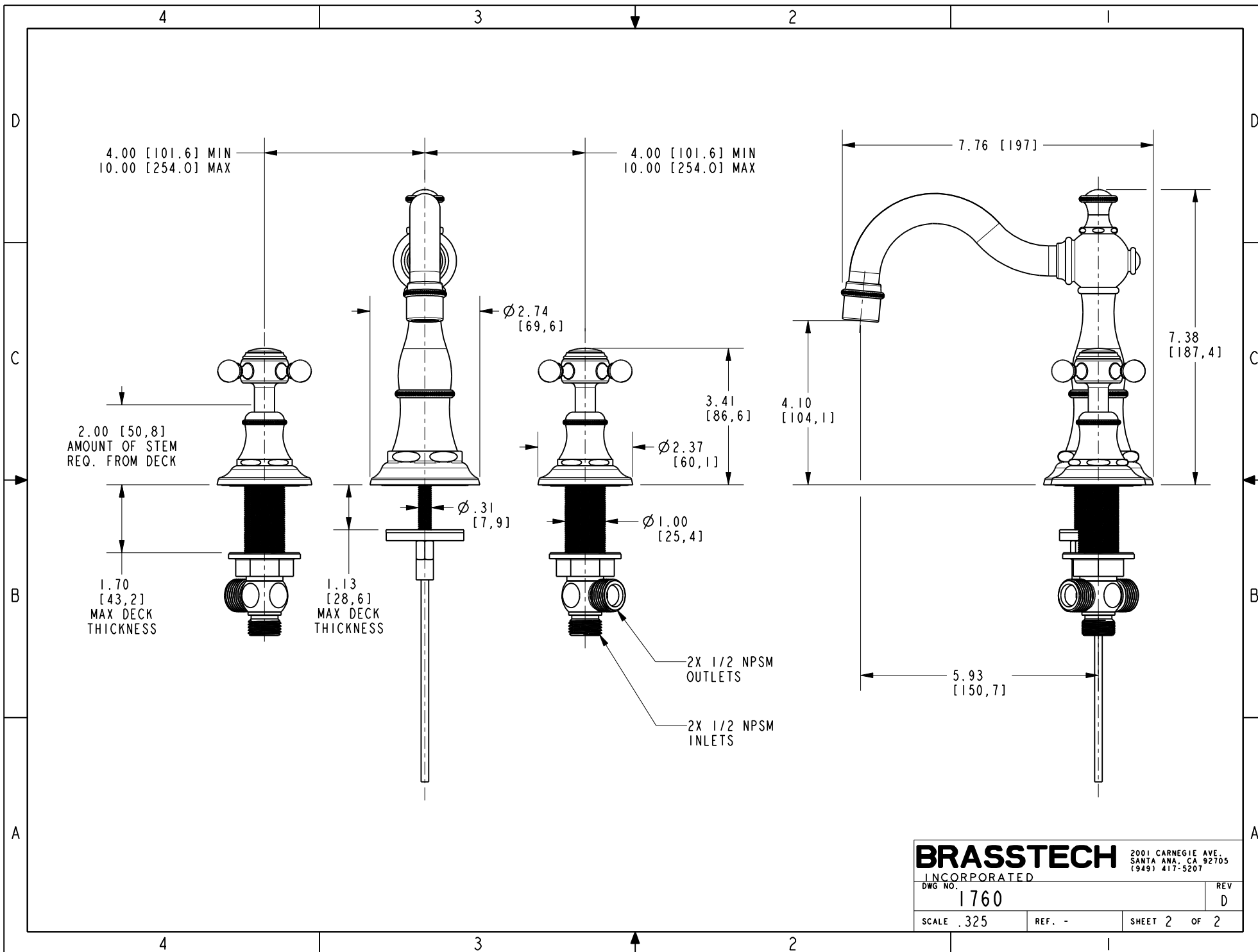
| | | |
|--------------------------------|----------------|----------|
| UNITS ARE: INCHES [MM] | | |
| TOLERANCES ARE: | | |
| FRACTIONS | DECIMALS | ANGLES |
| ±1/16" | .X ±.1 [2,5] | ±° |
| | .XX ±.06 [1,5] | |
| (X.XXX) DENOTES CRITICAL DIMS. | | |
| ALL THREADS ARE CRITICAL | | |
| DRAWN | JINSON | 10/30/20 |
| CHECKED | R.S. | 10/30/20 |
| APPROVED | R.S. | 10/30/20 |

BRASSTECH 2001 CARNEGIE AVE. SANTA ANA, CA 92705 (949) 417-5207
INCORPORATED

W/S SET W/ CROSS HANDLES

DWG NO. 1760 REV D

SCALE .200 REF. - SHEET 1 OF 2



BRASSTECH INCORPORATED
 2001 CARNEGIE AVE.
 SANTA ANA, CA 92705
 (949) 417-5207

| | |
|-----------------|--------------|
| DWG NO. 1760 | REV D |
| SCALE .325 | SHEET 2 OF 2 |