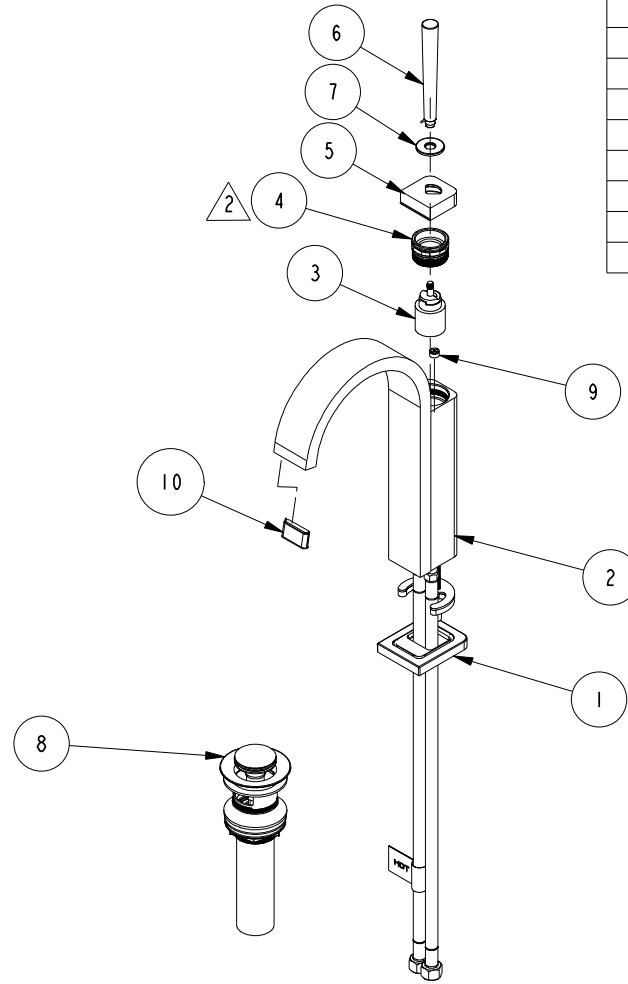


NOTES:

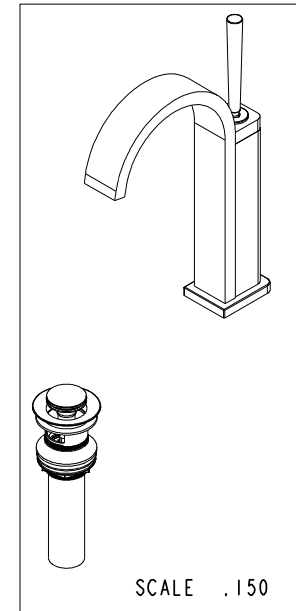
(N1) 1. TO INSPECT ASSEMBLY, FOLLOW FIRST ARTICLE AND IN PROCESS INSPECTION SHEET.

2 APPLY 50-60 LB-IN OF TORQUE



BILL OF MATERIAL (CURRENT LEVEL)

ITEM	PT/ASSY	DESCRIPTION	TYPE	QTY.
1	2-917	ESCUTCHEON ASM	ASSEMBLY	1
2	3-456	SPOUT ASM	ASSEMBLY	1
3	1-298	CATRIDGE - F25S	ASSEMBLY	1
4	1-295	RETAINER NUT ASM	ASSEMBLY	1
5	12161	DECORATIVE CAP	PART	1
6	12162	CONICAL LEVER	PART	1
7	12223	FLOATING DISC	PART	1
8	330	DRAIN, PUSH DOWN, W/ OVERFLOW	ASSEMBLY	1
9	12401	FLOW REGULATOR, 1.2 GPM, PINK	PART	1
10	91567	FLOW STRAIGHTENER 28 X 7, NEOPERL- 02.3295.0	PART	1



ZONE	REV	DESCRIPTION	DATE	APPROVED
-	C	EN-4300m2	02/16/21	R. S.
-	B	EN-3718	10/01/18	C. G.
-	A	EN-2896d	06/22/16	V. V.
-	-	EN-2291	09/13/13	J. M.

COPYRIGHT 2005 BRASSTECH, INC. THESE DRAWINGS AND THE DESIGNS DEPICTED HEREIN ARE THE PROPRIETARY PROPERTY OF BRASSTECH. ANY USE OR REPRODUCTION IS SUBJECT TO THE EXPRESS APPROVAL OF BRASSTECH. UNAUTHORIZED USE IS STRICTLY PROHIBITED. ALL RIGHTS RESERVED.

TESTING	-	-	-
ASSEMBLY	-	-	-
PLATING	-	-	-
POLISHING	-	NEXT ASSY	USED ON
MACHINING	-	APPLICATION	
TOOLING FIXTURE #	REMOVE ALL BURRS AND SHARP EDGES		

UNITS ARE: INCHES [MM]	
TOLERANCES ARE:	
FRACTIONS	DECIMALS
±1/16"	.X ±.1 [2.5]
	.XX ±.06 [1.5]
(X.XXX) DENOTES CRITICAL DIMS.	
ALL THREADS ARE CRITICAL	
DRAWN	R.S. 11/04/14
CHECKED	J.M. 11/04/14
APPROVED	J.M. 11/04/14

**BRASSTECH** 2001 CARNEGIE AVE. SANTA ANA, CA 92705 (949) 417-5207  
INCORPORATED

**SECANT - SINGLE HOLE FAUCET**

DWG NO. **2043** REV C

SCALE .156 REF. - SHEET 1 OF 2

FULL HOT POSITION

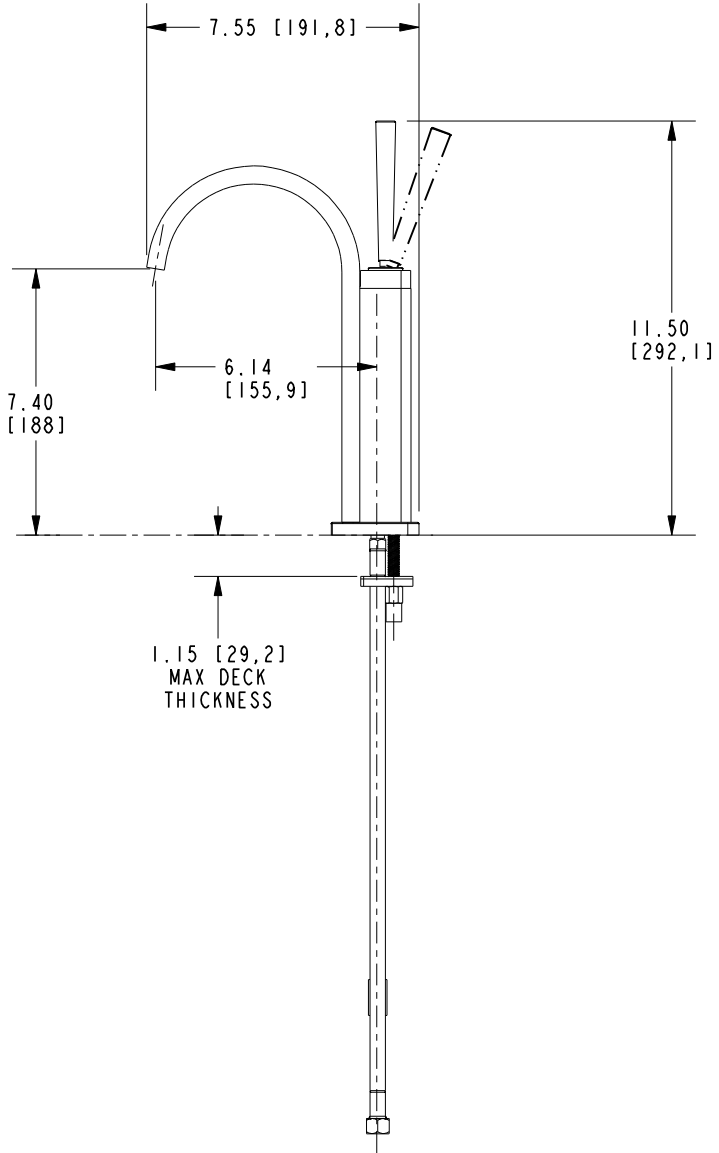
FULL COLD POSITION

APPROX.  
30.00 [762]  
LENGTH

HOT

2X 3/8" O.D. COMPRESSION  
(9/16-24 UNEF)

1.98 [50,3]



**BRASSTECH** INCORPORATED  
 2001 CARNEGIE AVE.  
 SANTA ANA, CA 92705  
 (949) 417-5207

DWG NO. <b>2043</b>	REV <b>C</b>
SCALE .188	REF. -
SHEET 2 OF 2	