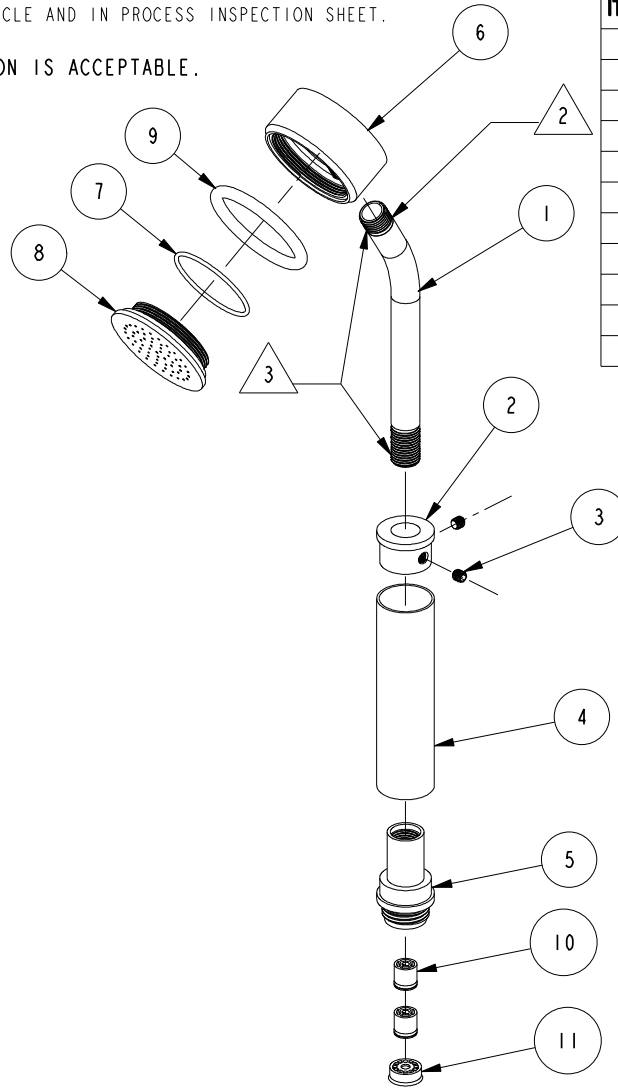


NOTES:

1. TO INSPECT ASSEMBLY, FOLLOW FIRST ARTICLE AND IN PROCESS INSPECTION SHEET.

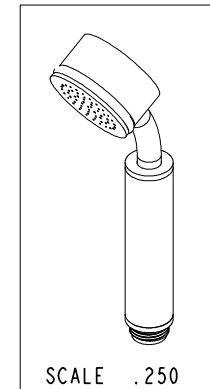
2. ONE EXPOSED THREAD AT THIS LOCATION IS ACCEPTABLE.

3. APPLY LOCTITE 680.



BILL OF MATERIAL (CURRENT LEVEL)

ITEM	PT/ASSY	DESCRIPTION	TYPE	QTY.
1	50914	TUBE STEM	PART	1
2	50487	HANDLE STOP	PART	1
3	92004	SCRW, 10-32 X 3/16 SKT HD FLT PT SS	PART	2
4	50489	HANDLE SLEEVE	PART	1
5	50913	END NUT	PART	1
6	50485	BODY	PART	1
7	91766	O-RING, #2-029, 50 DURO	PART	1
8	50488	FACEPLATE	PART	1
9	91233	O-RING, #2-328, EPDM, 65-75 DURO	PART	1
10	5-050	CHECK VALVE, NEOPERL DW10, WHITE	PART	2
11	12832	FLOW REGULATOR, 1.8 GPM MAX	PART	1



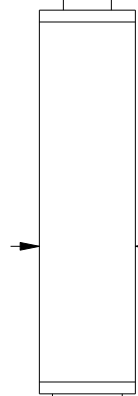
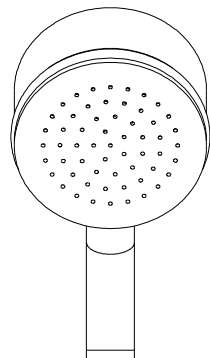
-	E	EN-4300k	11/03/20	R.S.
-	D	EN-3722	02/08/19	C.G.
-	C	EN-3410	01/01/18	C.G.
-	B	EN-2709	02/26/14	-
-	A	EN-1668	07/07/11	-
-	-	RELEASED	12/99	-
ZONE	REV	DESCRIPTION	DATE	APPROVED

COPYRIGHT 2005 BRASSTECH, INC. THESE DRAWINGS AND THE DESIGNS DEPICTED HEREIN ARE THE PROPRIETARY PROPERTY OF BRASSTECH. ANY USE OR REPRODUCTION IS SUBJECT TO THE EXPRESS APPROVAL OF BRASSTECH. UNAUTHORIZED USE IS STRICTLY PROHIBITED. ALL RIGHTS RESERVED.

TESTING	-	-	-
ASSEMBLY	-	-	-
PLATING	-	3-1407	1407
POLISHING	-	NEXT ASSY	USED ON
MACHINING	-	APPLICATION	
TOOLING FIXTURE #	REMOVE ALL BURRS AND SHARP EDGES		

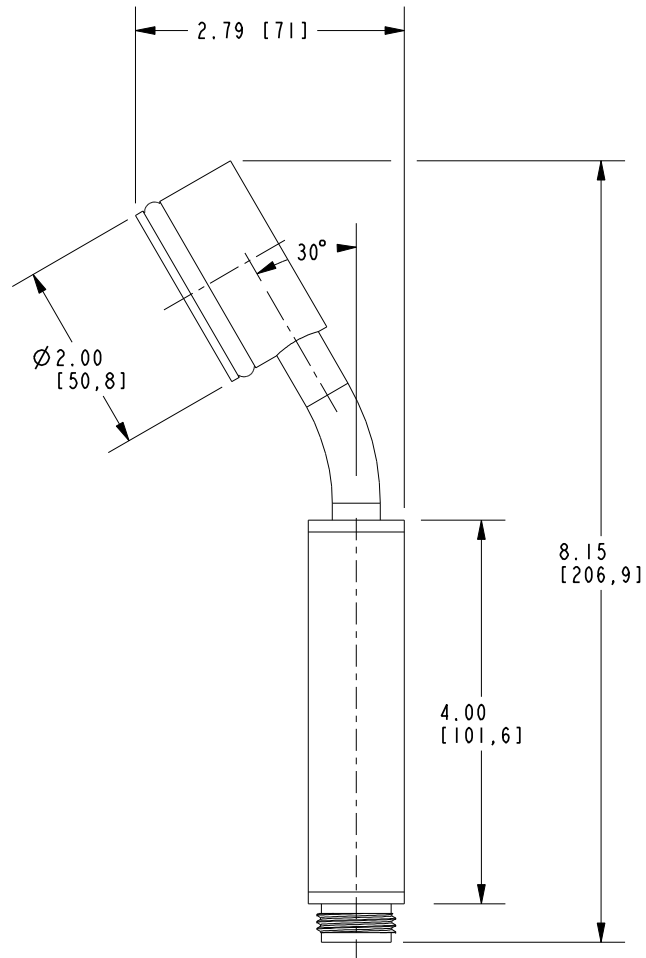
UNITS ARE: INCHES [MM]			
TOLERANCES ARE:			
FRACTIONS	DECIMALS	ANGLES	
±1/16"	.X ±.1 [2.5]	±1°	
	.XX ±.06 [1.5]		
(X.XXX) DENOTES CRITICAL DIMS. ALL THREADS ARE CRITICAL			
DRAWN	JIMSON	02/08/19	
CHECKED	C.G.	02/08/19	
APPROVED	C.G.	02/08/19	

BRASSTECH		2001 CARNEGIE AVE. SANTA ANA, CA 92705 (949) 417-5207	
INCORPORATED			
HAND SHOWER			
DWG NO. 283		REV E	
SCALE .300	REF. -	SHEET 1	OF 2



Ø 1.00
[25,4]

1/2 NPSM



BRASSTECH

2001 CARNEGIE AVE.
SANTA ANA, CA 92705
(949) 417-5207

INCORPORATED

DWG NO.

283

REV

E

SCALE .500

REF. -

SHEET 2 OF 2