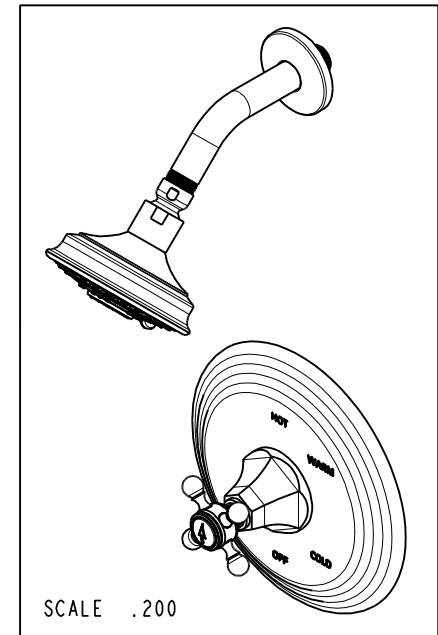
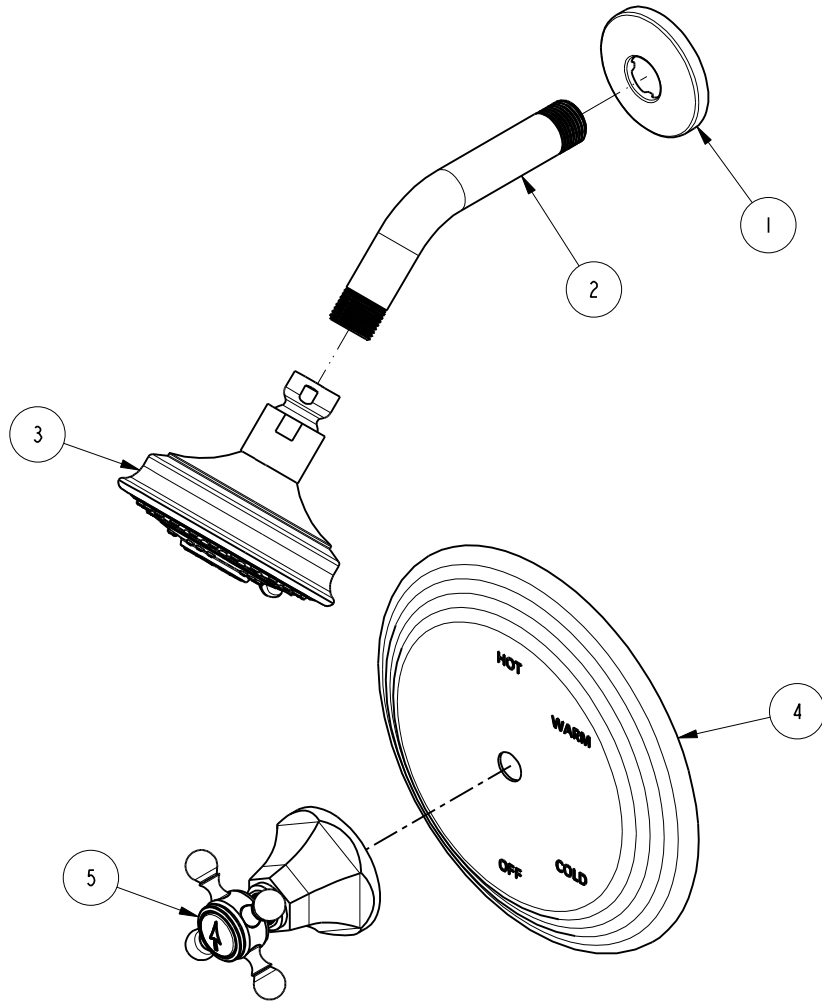


NOTES:

1. TO INSPECT ASSEMBLY, FOLLOW FIRST ARTICLE AND IN PROCESS INSPECTION SHEET.

BILL OF MATERIAL (CURRENT LEVEL)

ITEM	PT/ASSY	DESCRIPTION	TYPE	QTY.
1	206	SHOWER ARM FLANGE	PART	1
2	200	SHOWER ARM 6" BRASS	PART	1
3	2156	SHOWER HEAD, TRAD	ASSEMBLY	1
4	2-225	BP COVER PLATE FOR SHOWER	ASSEMBLY	1
5	3-595	DIVERTER/FLOW CONTROL HANDLE, ARROW	ASSEMBLY	1



ZONE	REV	DESCRIPTION	DATE	APPROVED
-	A	EN-4300e	04/28/21	R.S.
-	-	EN-3194	12/16/16	AN

COPYRIGHT 2005 BRASSTECH, INC. THESE DRAWINGS AND THE DESIGNS DEPICTED HEREIN ARE THE PROPRIETARY PROPERTY OF BRASSTECH. ANY USE OR REPRODUCTION IS SUBJECT TO THE EXPRESS APPROVAL OF BRASSTECH. UNAUTHORIZED USE IS STRICTLY PROHIBITED. ALL RIGHTS RESERVED.

TESTING	ASSEMBLY	PLATING	POLISHING	MACHINING	TOOLING FIXTURE #	APPLICATION
-	-	-	-	-	-	REMOVE ALL BURRS AND SHARP EDGES

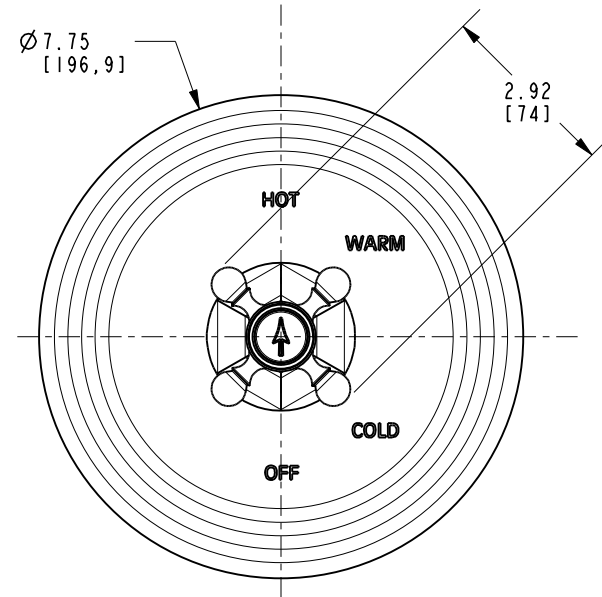
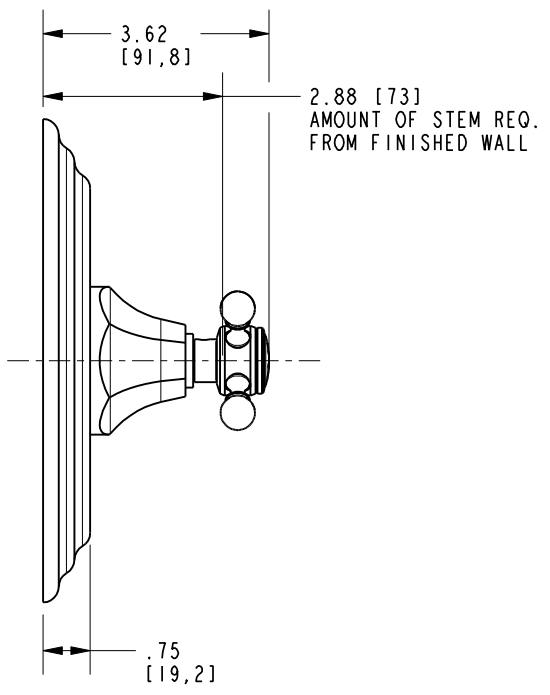
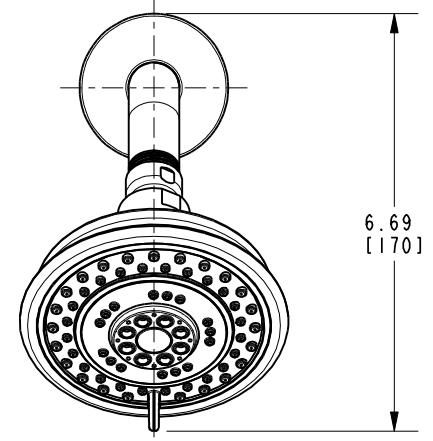
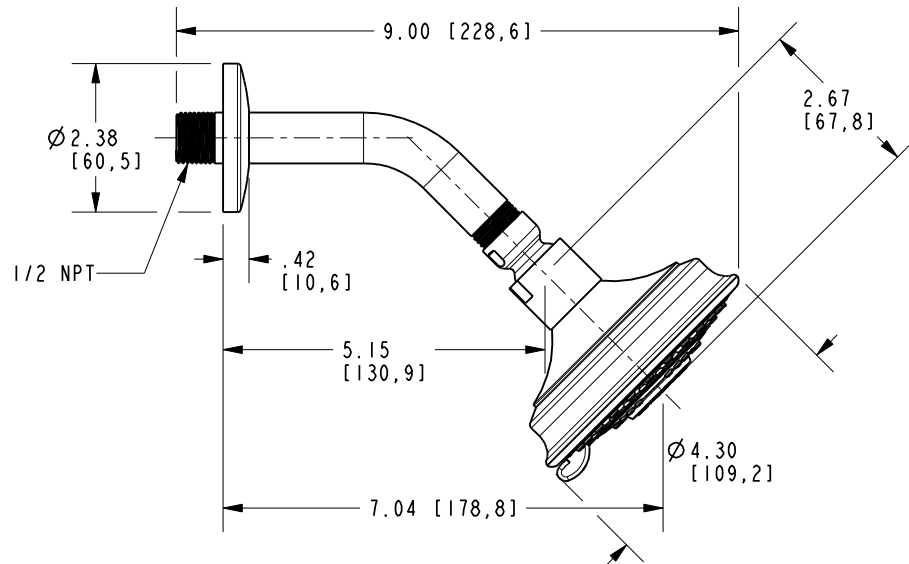
UNITS ARE: INCHES [MM]	
TOLERANCES ARE:	
FRACTIONS	DECIMALS
±1/16"	.X ±.1 [2,5]
	.XX ±.06 [1,5]
ANGLES ±°	
(X.XXX) DENOTES CRITICAL DIMS.	
ALL THREADS ARE CRITICAL	
DRAWN	JINSON
CHECKED	R.S.
APPROVED	R.S.

BRASSTECH 2001 CARNEGIE AVE. SANTA ANA, CA 92705 (949) 417-5207
INCORPORATED

BP SHOWER TRIM SET

DWG NO. **3-1224BP** REV **A**

SCALE **.300** REF. - SHEET **1** OF **2**



BRASSTECH		2001 E. CARNEGIE AVE. SANTA ANA, CA 92705 (949) 417-5207	
DWG NO.	3-1224BP		REV A
SCALE	.325	REF.	-
SHEET 2		OF 2	