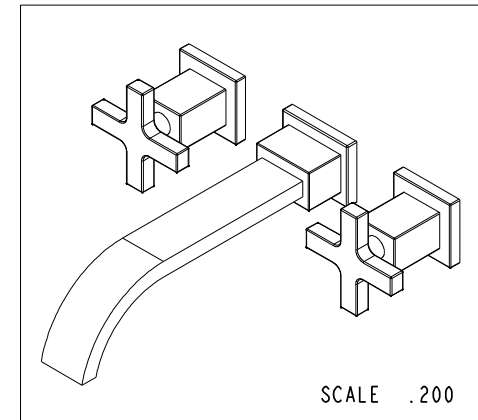
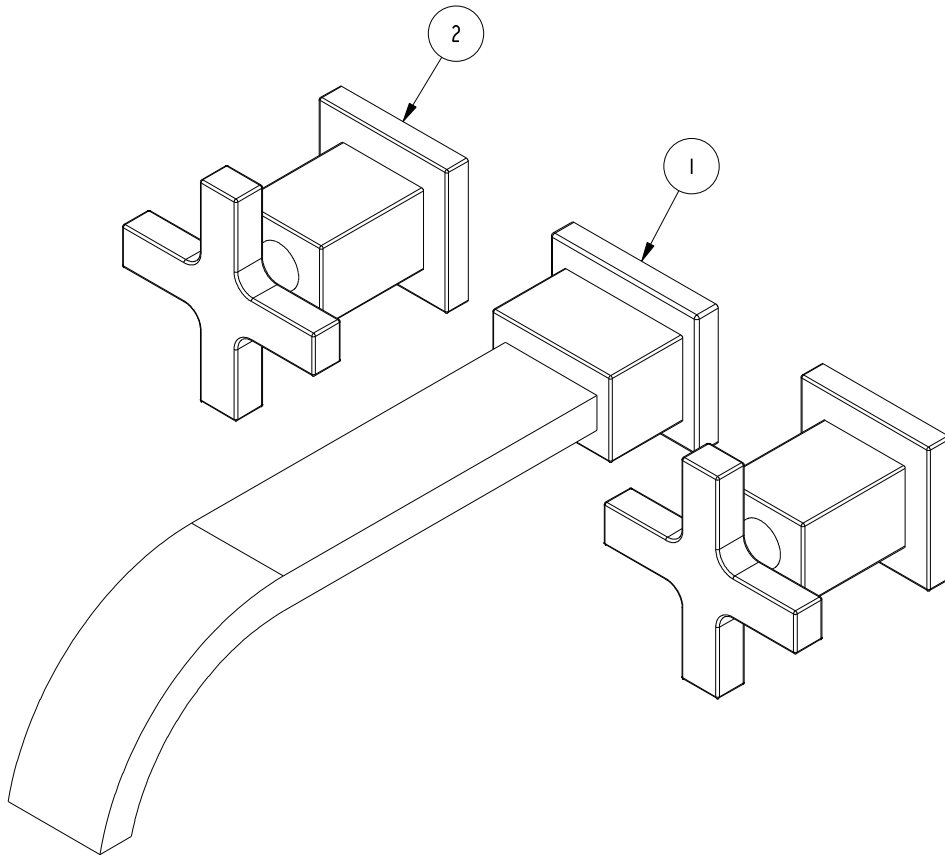


NOTES:

1. TO INSPECT ASSEMBLY, FOLLOW FIRST ARTICLE AND IN PROCESS INSPECTION SHEET.

BILL OF MATERIAL (CURRENT LEVEL)

ITEM	PT/ASSY	DESCRIPTION	TYPE	QTY.
1	3-327	WALL LAVATORY SPOUT ASM	ASSEMBLY	1
2	3-577	HANDLE CROSS/ ESC ASM	ASSEMBLY	2



ZONE	REV	DESCRIPTION	DATE	APPROVED	TOOLING	FIXTURE #	APPLICATION
-	A	EN-3961-2	05/27/20	C.G.	TESTING	-	-
-	-	EN-3084c	10/05/16	AN	ASSEMBLY	-	-
-	-				PLATING	-	-
-	-				POLISHING	-	NEXT ASSY USED ON
-	-				MACHINING	-	APPLICATION
-	-						REMOVE ALL BURRS AND SHARP EDGES

COPYRIGHT 2005 BRASSTECH, INC. THESE DRAWINGS AND THE DESIGNS DEPICTED HEREIN ARE THE PROPRIETARY PROPERTY OF BRASSTECH. ANY USE OR REPRODUCTION IS SUBJECT TO THE EXPRESS APPROVAL OF BRASSTECH. UNAUTHORIZED USE IS STRICTLY PROHIBITED. ALL RIGHTS RESERVED.

UNITS ARE: INCHES [MM]
TOLERANCES ARE:
FRACTIONS DECIMALS ANGLES
±1/16" .X ±.1 [2.5] ±1°
.XX ±.06 [1.5]

(X.XXX) DENOTES CRITICAL DIMS.
ALL THREADS ARE CRITICAL

DRAWN	AN	10/05/16
CHECKED	AN	10/05/16
APPROVED	AN	10/05/16

BRASSTECH 2001 CARNEGIE AVE.
INCORPORATED SANTA ANA, CA 92705
(949) 417-5207

WALL MOUNT LAV FAUCET

DWG NO.	3-2061	REV	A
SCALE	.450	REF.	-
SHEET	1	OF	3

4

3

2

1

D

D

C

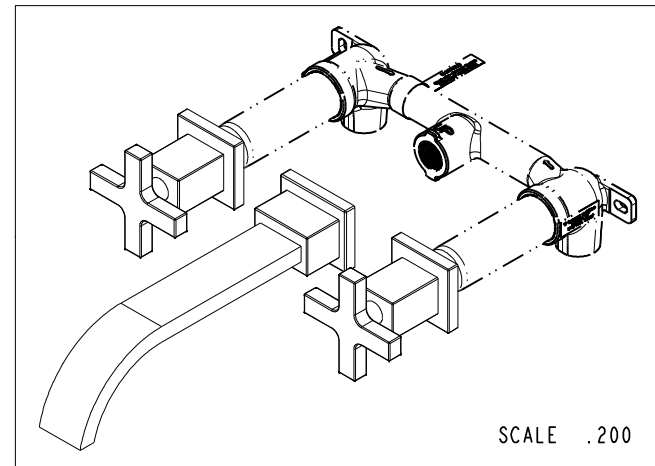
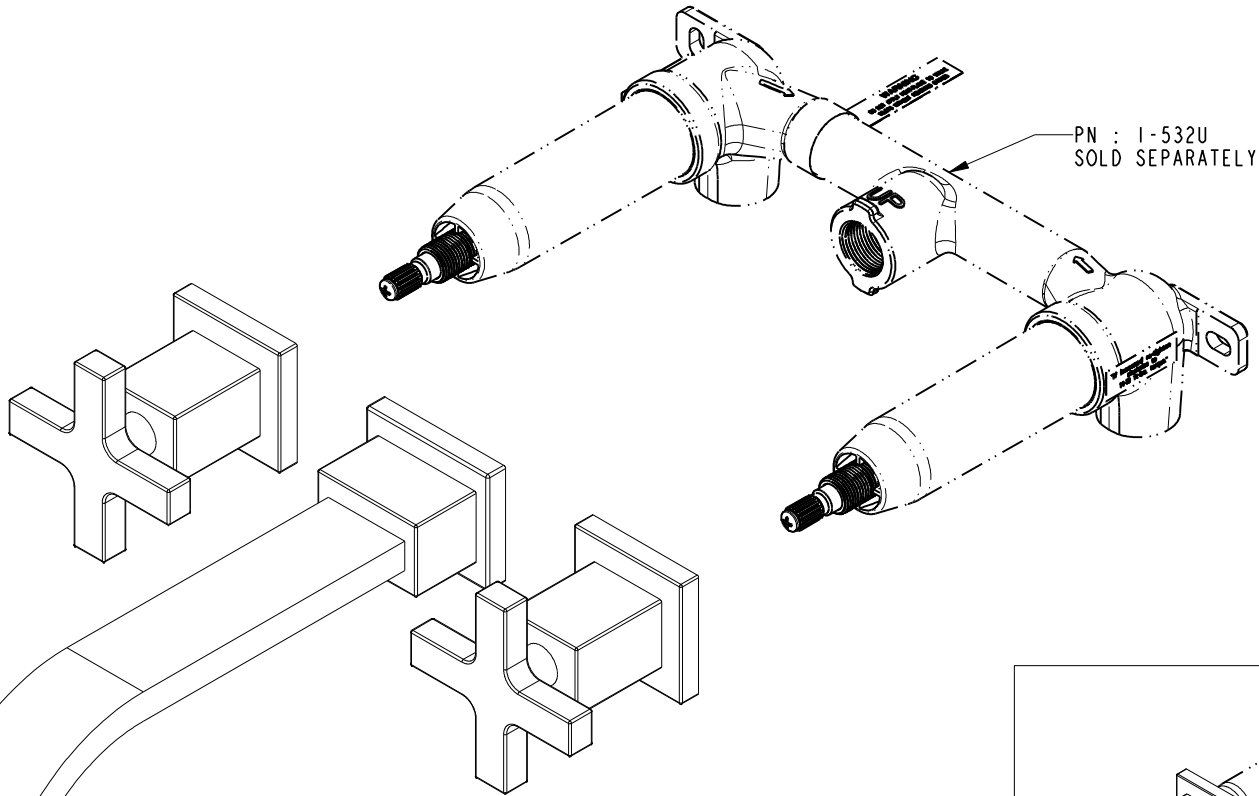
C

B

B

A

A



BRASSTECH		2001 CARNEGIE AVE. SANTA ANA, CA 92705 (949) 417-5207	
INCORPORATED			
DWG NO.	3-2061	REV	A
SCALE	.375	REF.	-
		SHEET	2 OF 3

4

3

2

1

