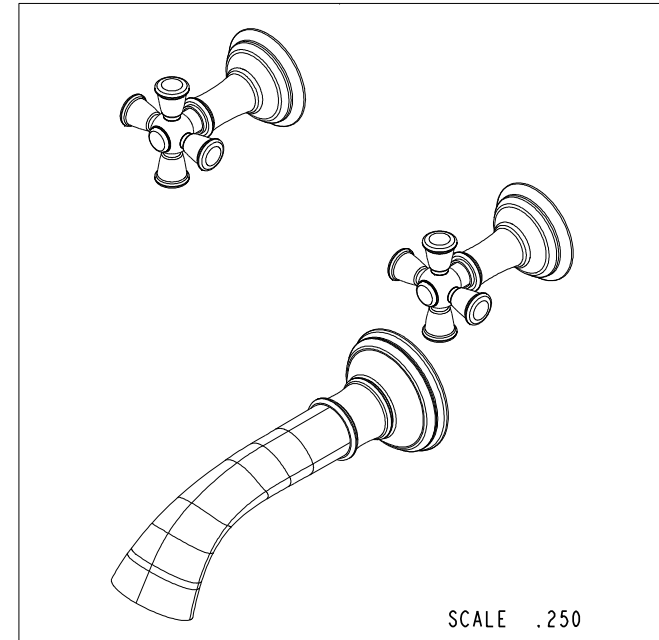
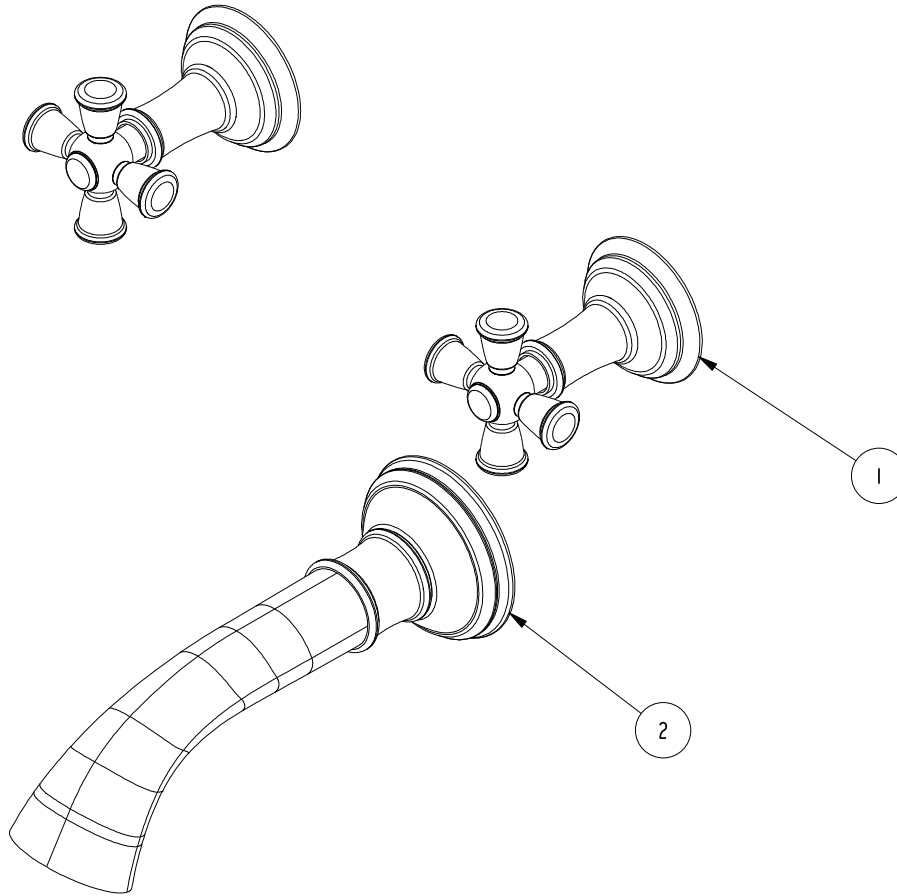


NOTES:

1. TO INSPECT ASSEMBLY, FOLLOW FIRST ARTICLE AND IN PROCESS INSPECTION SHEET.

**BILL OF MATERIAL (CURRENT LEVEL)**

ITEM	PT/ASSY	DESCRIPTION	TYPE	QTY.
1	3-374	CROSS HANDLE AND ESC. ASM	ASSEMBLY	2
2	3-383	SPOUT ASM W/ESCUTCHEOM WALL TUB	ASSEMBLY	1



ZONE	REV	DESCRIPTION	DATE	APPROVED
-	B	EN-3961-2	05/22/20	R.S.
-	A	EN-2032	01/07/13	-
-	-	EN-1266	05/07/10	-

COPYRIGHT 2005 BRASSTECH, INC. THESE DRAWINGS AND THE DESIGNS DEPICTED HEREIN ARE THE PROPRIETARY PROPERTY OF BRASSTECH. ANY USE OR REPRODUCTION IS SUBJECT TO THE EXPRESS APPROVAL OF BRASSTECH. UNAUTHORIZED USE IS STRICTLY PROHIBITED. ALL RIGHTS RESERVED.

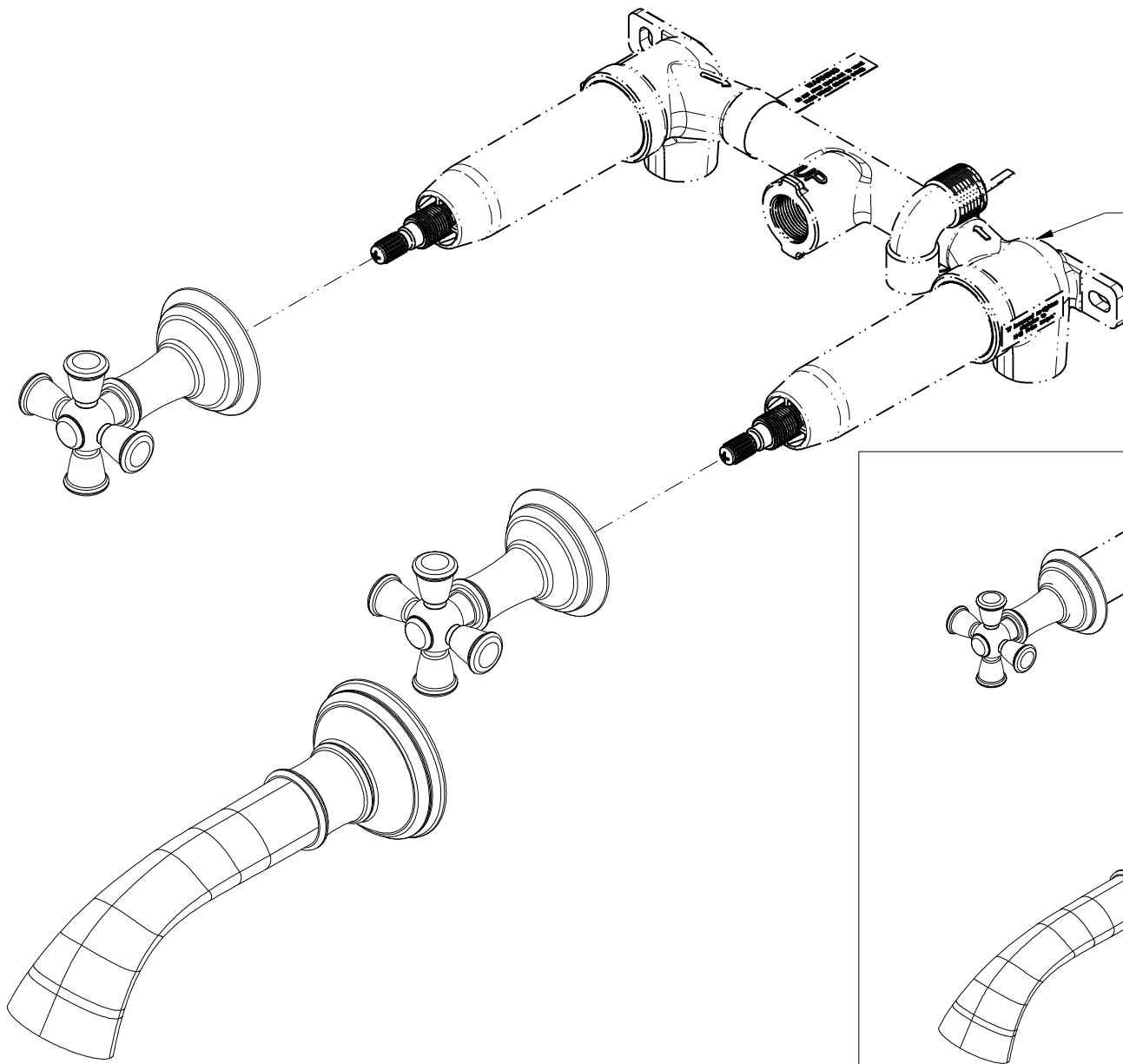
TESTING	-	-	-
ASSEMBLY	-	-	-
PLATING	-	-	-
POLISHING	-	NEXT ASSY	USED ON
MACHINING	-	APPLICATION	
TOOLING FIXTURE #	REMOVE ALL BURRS AND SHARP EDGES		

UNITS ARE: INCHES [MM]		
TOLERANCES ARE:		
FRACTIONS	DECIMALS	ANGLES
±1/16"	.X ±.1 [2.5]	±1°
	.XX ±.06 [1.5]	
(X.XXX) DENOTES CRITICAL DIMS.		
ALL THREADS ARE CRITICAL		
DRAWN	JIMSON	05/22/20
CHECKED	R.S.	05/22/20
APPROVED	R.S.	05/22/20

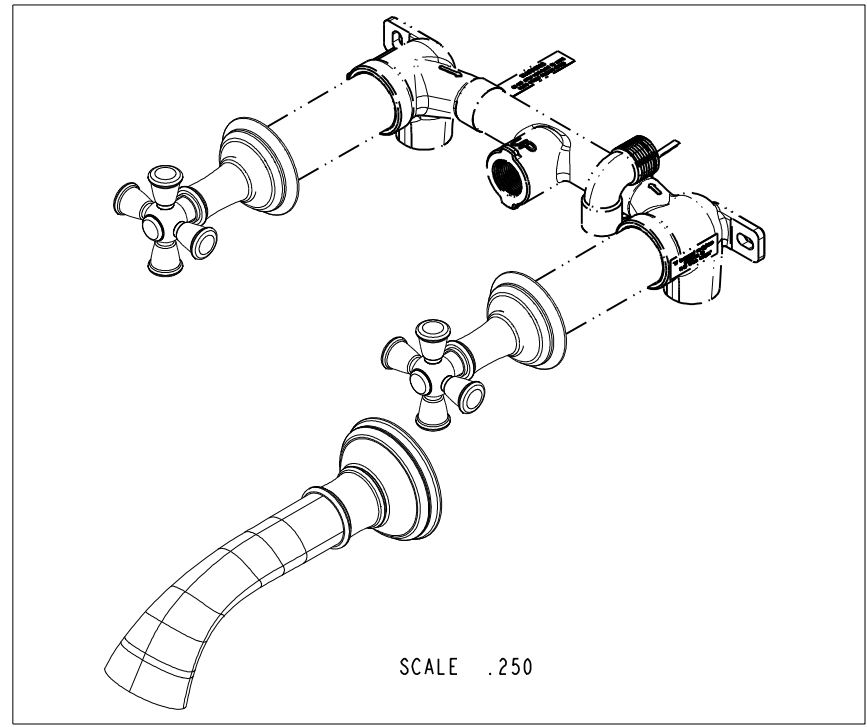
**BRASSTECH** 2001 CARNEGIE AVE.  
INCORPORATED SANTA ANA, CA 92705  
(949) 417-5207

**WALL MOUNTED TUB TRIM**

DWG NO.	3-2405	REV	B
SCALE	.375	REF.	-
SHEET	1	OF	3



PN: 1-500U  
SOLD SEPARATELY



SCALE .250

<b>BRASSTECH</b>		2001 CARNEGIE AVE. SANTA ANA, CA 92705 (949) 417-5207	
INCORPORATED			
DWG NO.	3-2405	REV	B
SCALE .375	REF. -	SHEET 2	OF 3

