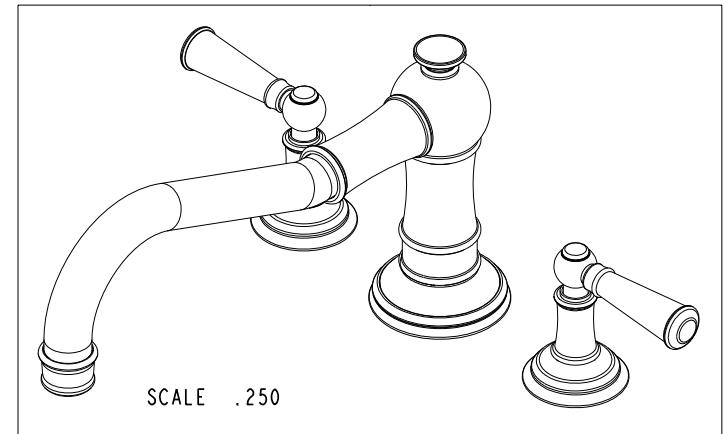
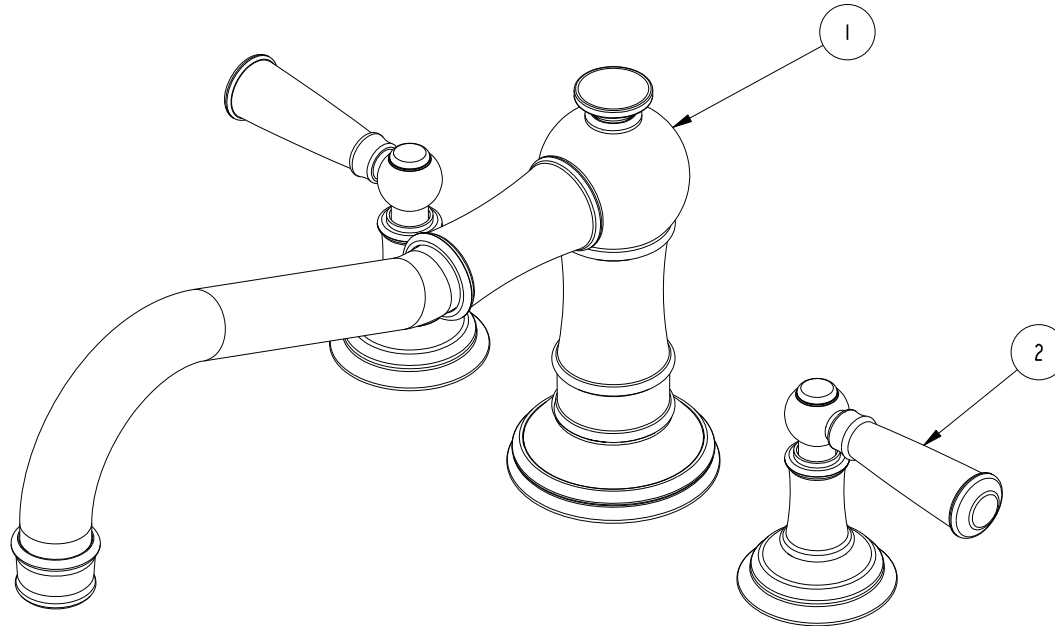


NOTES:

1. TO INSPECT ASSEMBLY, FOLLOW FIRST ARTICLE AND IN PROCESS INSPECTION SHEET.

BILL OF MATERIAL (CURRENT LEVEL)

ITEM	PT/ASSY	DESCRIPTION	TYPE	QTY.
1	3-684	SPOUT ASM WITH ESCUTCHEON ROMAN TUB	ASSEMBLY	1
2	3-373	LEVER HANDLE AND ESC. ASM	ASSEMBLY	2



ZONE	REV	DESCRIPTION	DATE	APPROVED
-	C	EN-4300u	02/02/21	R.S.
-	B	EN-3938	08/19/19	J.M.
-	A	EN-2032	01/07/14	-
-	-	EN-1266	05/14/10	-

COPYRIGHT 2005 BRASSTECH, INC. THESE DRAWINGS AND THE DESIGNS DEPICTED HEREIN ARE THE PROPRIETARY PROPERTY OF BRASSTECH. ANY USE OR REPRODUCTION IS SUBJECT TO THE EXPRESS APPROVAL OF BRASSTECH. UNAUTHORIZED USE IS STRICTLY PROHIBITED. ALL RIGHTS RESERVED.

TESTING	-	-	-
ASSEMBLY	-	-	-
PLATING	-	-	-
POLISHING	-	NEXT ASSY	USED ON
MACHINING	-	APPLICATION	
TOOLING FIXTURE #	REMOVE ALL BURRS AND SHARP EDGES		

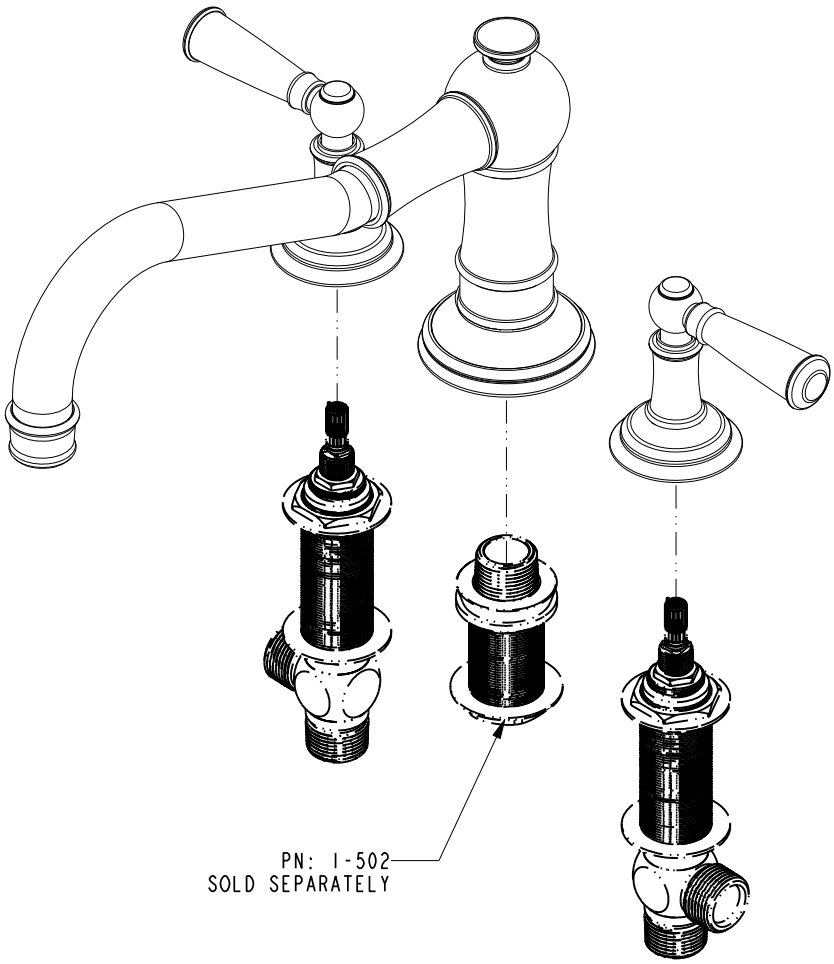
UNITS ARE: INCHES [MM]		
TOLERANCES ARE:		
FRACTIONS	DECIMALS	ANGLES
±1/16"	.X ±.1 [2.5]	±1°
	.XX ±.06 [1.5]	
(X.XXX) DENOTES CRITICAL DIMS. ALL THREADS ARE CRITICAL		
DRAWN	JINSON	02/02/21
CHECKED	R.S.	02/02/21
APPROVED	R.S.	02/02/21

BRASSTECH
INCORPORATED

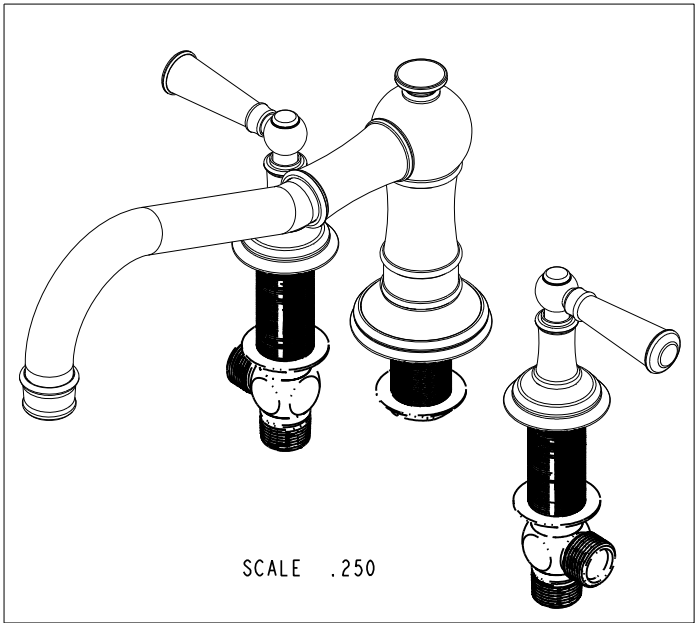
2001 CARNEGIE AVE.
SANTA ANA, CA 92705
(949) 417-5207

ROMAN TUB DECK TRIM

DWG NO.	3-2476	REV	C
SCALE	.375	REF.	-
SHEET	1	OF	3



PN: 1-502
SOLD SEPARATELY



SCALE .250

BRASSTECH		2001 E. CARNEGIE AVE. SANTA ANA, CA 92705 (949) 417-5207	
DWG NO.	3-2476	REV	C
SCALE	.312	REF.	-
		SHEET	2 OF 3

