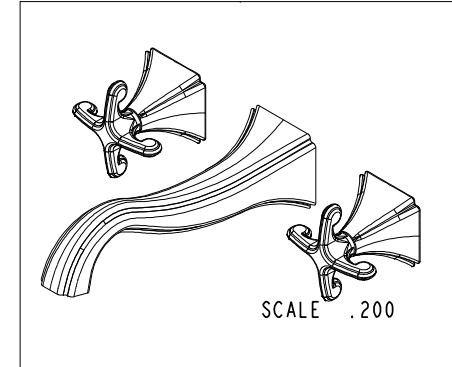
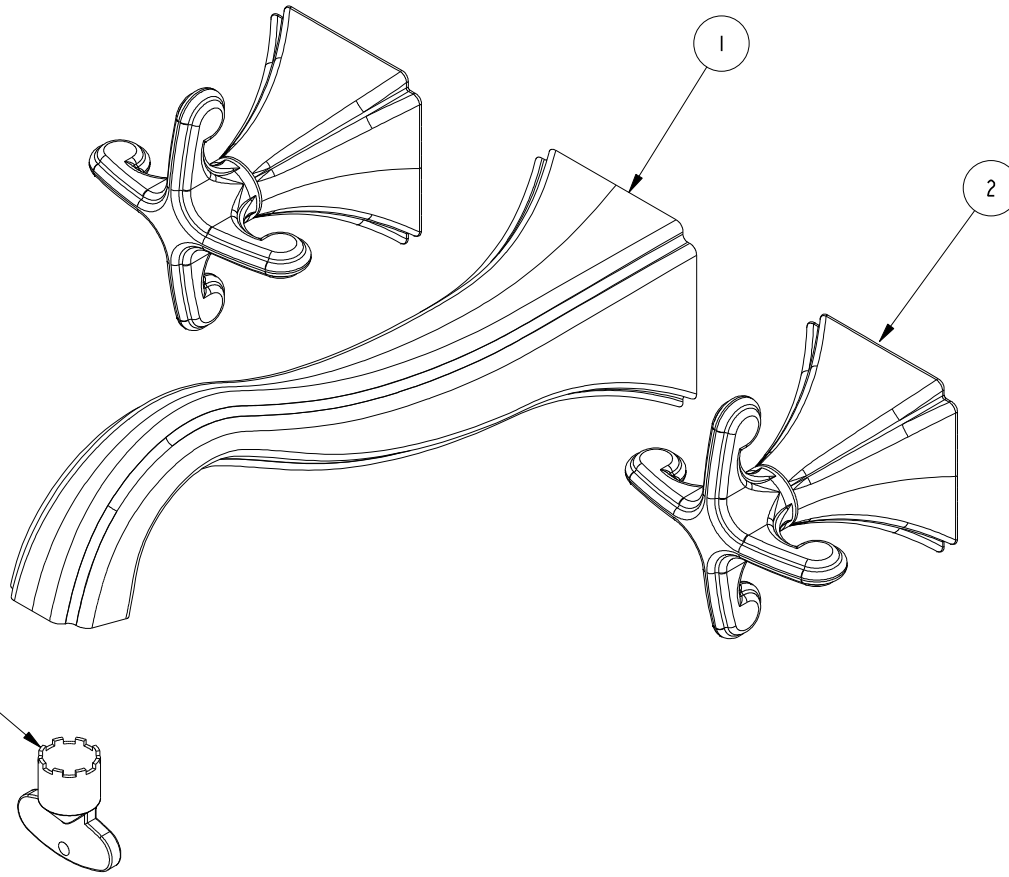


NOTES:

1. TO INSPECT ASSEMBLY, FOLLOW FIRST ARTICLE AND IN PROCESS INSPECTION SHEET.

BILL OF MATERIAL (CURRENT LEVEL)

ITEM	PT/ASSY	DESCRIPTION	TYPE	QTY.
1	8-005	WALL LAVATORY SPOUT ASM	ASSEMBLY	1
2	3-607	CROSS HANDLE ASM	ASSEMBLY	2
3	91379	AERATOR KEY	PART	1



-	E	EN-3961-2	05/22/20	J.M.
-	D	EN-3435	01/16/18	J.A.
-	C	EN-3062	06/01/16	R.S.
-	B	EN-2639	11/14/13	-
-	A	EN-1907	09/23/11	-
-	-	EN-1735	06/10/11	-
ZONE	REV	DESCRIPTION	DATE	APPROVED

COPYRIGHT 2005 BRASSTECH, INC. THESE DRAWINGS AND THE DESIGNS DEPICTED HEREIN ARE THE PROPRIETARY PROPERTY OF BRASSTECH. ANY USE OR REPRODUCTION IS SUBJECT TO THE EXPRESS APPROVAL OF BRASSTECH. UNAUTHORIZED USE IS STRICTLY PROHIBITED. ALL RIGHTS RESERVED.

TESTING	-	-	-
ASSEMBLY	-	-	-
PLATING	-	-	-
POLISHING	-	NEXT ASSY	USED ON
MACHINING	-	APPLICATION	
TOOLING FIXTURE #	REMOVE ALL BURRS AND SHARP EDGES		

UNITS ARE: INCHES [MM]			
TOLERANCES ARE:			
FRACTIONS	DECIMALS	ANGLES	
±1/16"	.X ±.1 [2.5]	±°	
	.XX ±.06 [1.5]		
(X.XXX) DENOTES CRITICAL DIMS.			
ALL THREADS ARE CRITICAL			
DRAWN	JIMSON	01/16/18	
CHECKED	J.A.	01/16/18	
APPROVED	J.A.	01/16/18	

BRASSTECH 2001 CARNEGIE AVE.
INCORPORATED SANTA ANA, CA 92705
(949) 417-5207

W/M LAVATORY FAUCET CROSS HANDLES

DWG NO.	3-2521	REV	E
SCALE	.500	REF.	-
SHEET	1	OF	3

4

3

2

1

D

D

C

C

B

B

A

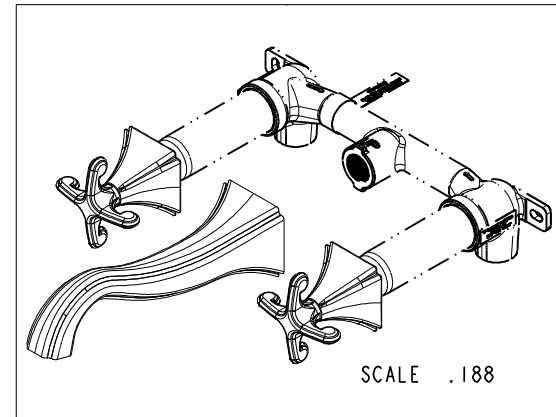
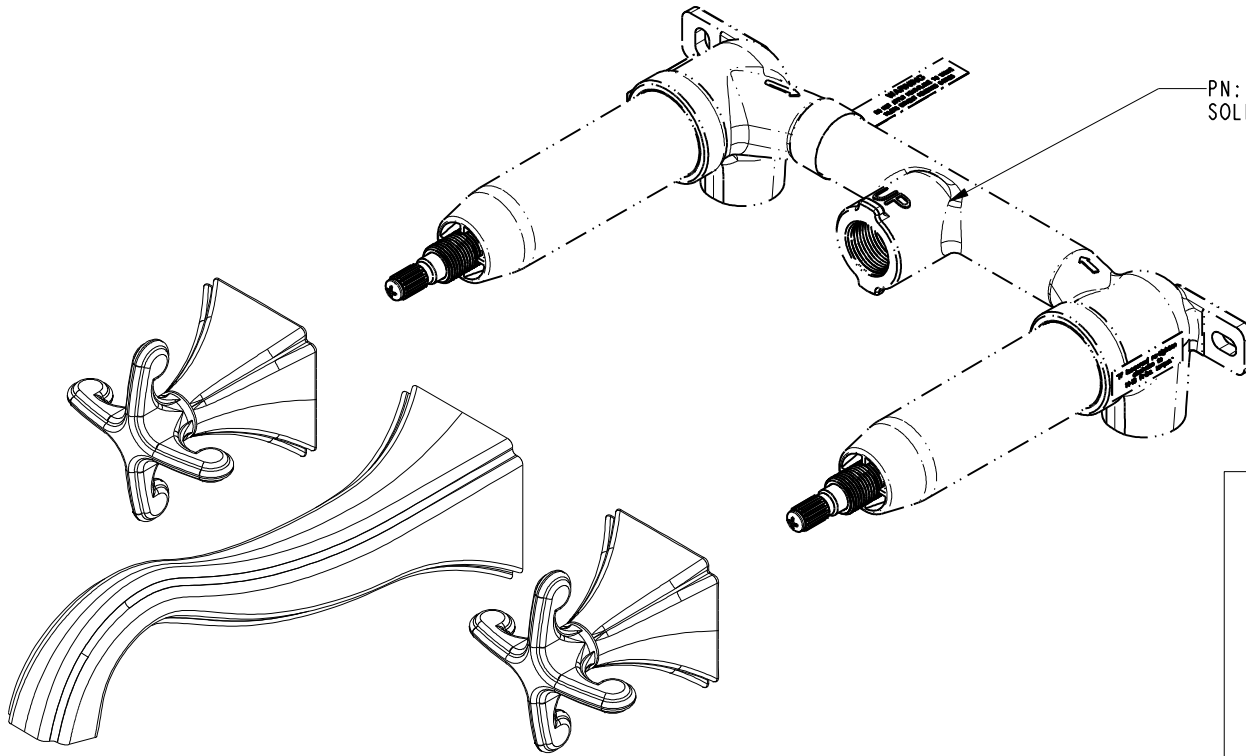
A

4

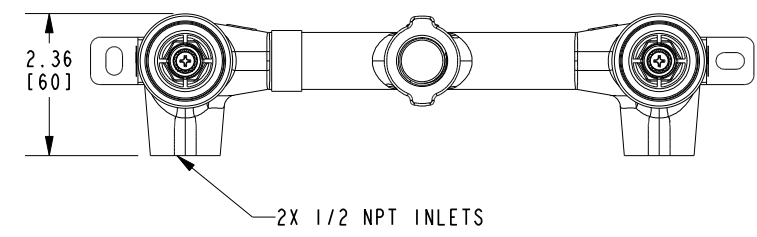
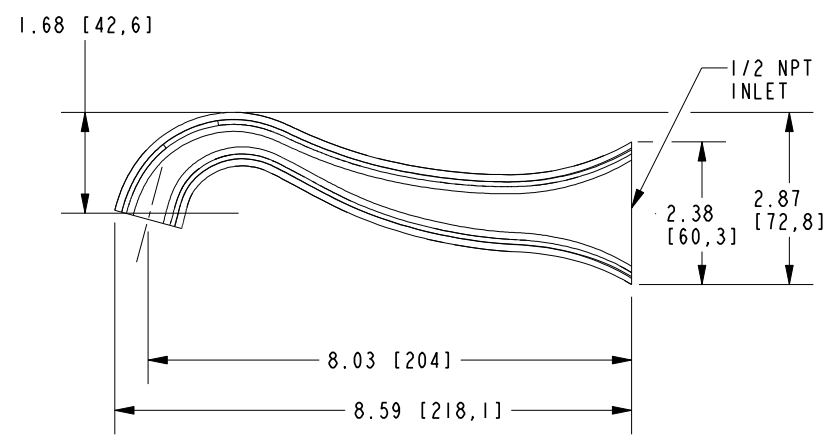
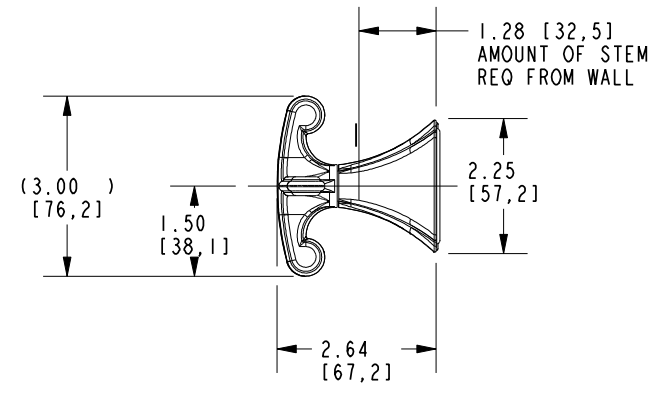
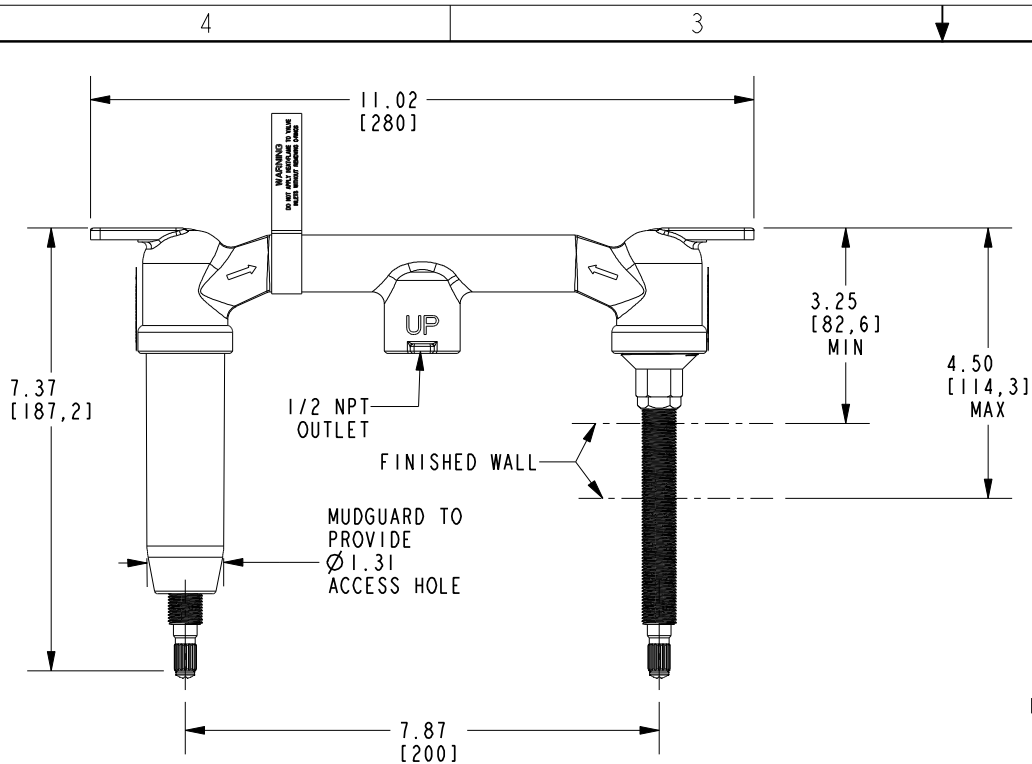
3

2

1



BRASSTECH		2001 CARNEGIE AVE. SANTA ANA, CA 92705 (949) 417-5207	
INCORPORATED			
DWG NO.	3-2521	REV	E
SCALE .375	REF. -	SHEET 2	OF 3



BRASSTECH
 INCORPORATED
 2001 CARNEGIE AVE.
 SANTA ANA, CA 92705
 (949) 417-5207

DWG NO. 3-2521	REV E
SCALE .313	REF. -
SHEET 3 OF 3	