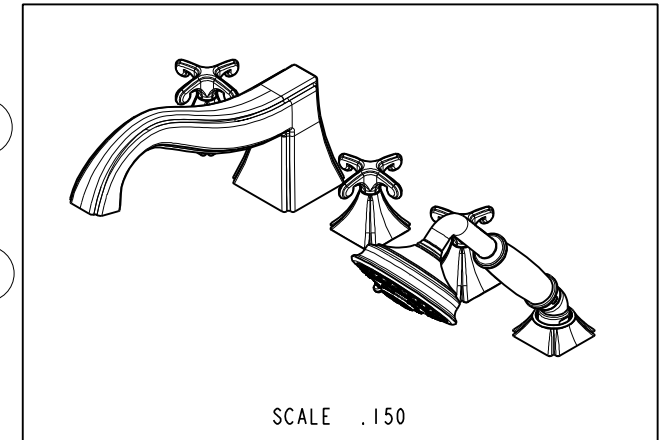
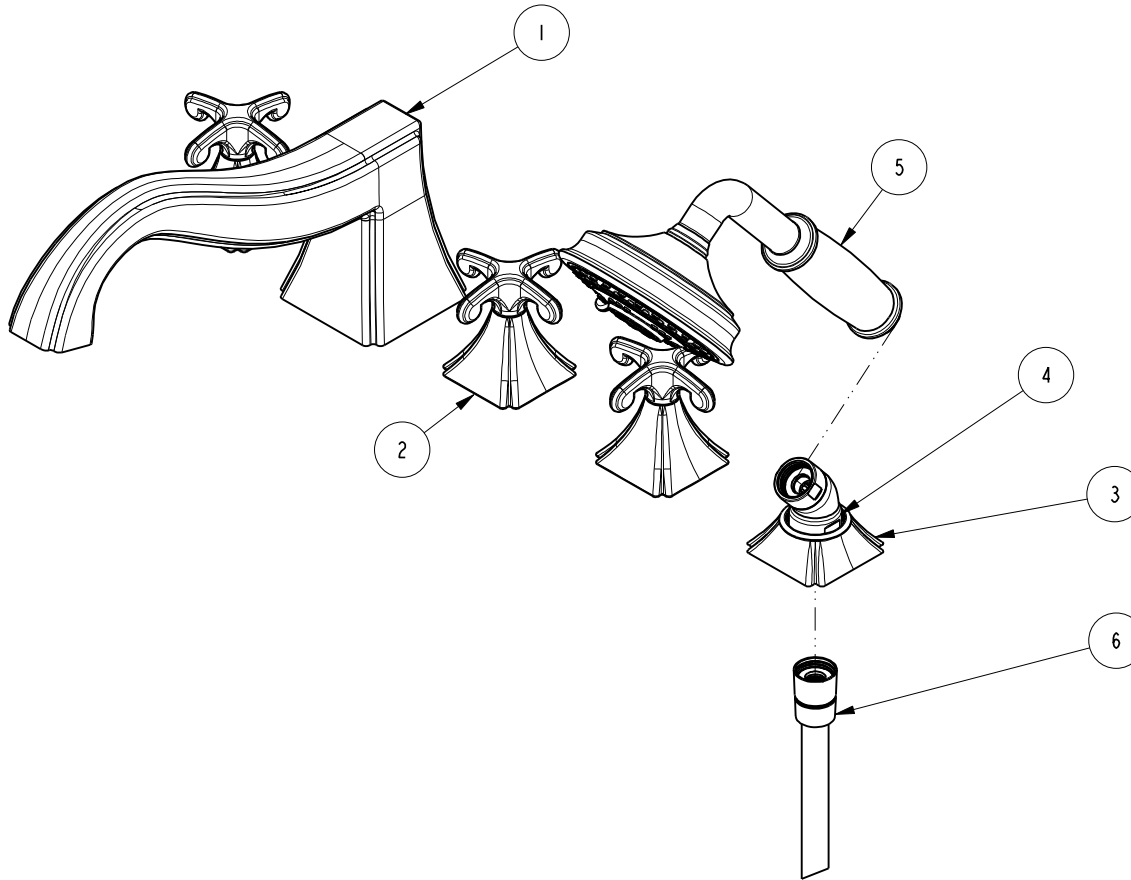


NOTES:

1. TO INSPECT ASSEMBLY, FOLLOW FIRST ARTICLE AND IN PROCESS INSPECTION SHEET.

**BILL OF MATERIAL (CURRENT LEVEL)**

ITEM	PT/ASSY	DESCRIPTION	TYPE	QTY.
1	3-563	R/T SPOUT ASM	ASSEMBLY	1
2	3-607	CROSS HANDLE ASM	ASSEMBLY	3
3	6-289-8	HAND SHOWER DECKFLANGE ASSEMBLY	ASSEMBLY	1
4	2-846	HAND SHOWER ELBOW ASM	ASSEMBLY	1
5	281-1	HAND SHOWER - TRADITIONAL	ASSEMBLY	1
6	284	59 IN. SPIRAL SHOWER HOSE	ASSEMBLY	1



ZONE	REV	DESCRIPTION	DATE	APPROVED
-	D	EN-4300u	02/02/21	R.S.
-	C	EN-4242	08/28/20	J.M.
-	B	EN-3435	01/19/18	J.A.
-	A	EN-3397	09/05/17	J.A.
-	-	EN-2772a	02/03/15	J.M.

COPYRIGHT 2005 BRASSTECH, INC. THESE DRAWINGS AND THE DESIGNS DEPICTED HEREIN ARE THE PROPRIETARY PROPERTY OF BRASSTECH. ANY USE OR REPRODUCTION IS SUBJECT TO THE EXPRESS APPROVAL OF BRASSTECH. UNAUTHORIZED USE IS STRICTLY PROHIBITED. ALL RIGHTS RESERVED.

TESTING	-	-	-
ASSEMBLY	-	-	-
PLATING	-	-	-
POLISHING	-	NEXT ASSY	USED ON
MACHINING	-	APPLICATION	
TOOLING FIXTURE #	REMOVE ALL BURRS AND SHARP EDGES		

UNITS ARE: INCHES [MM]  
TOLERANCES ARE:  
FRACTIONS DECIMALS ANGLES  
±1/16" .X ±.1 [2.5] ±1°  
.XX ±.06 [1.5]

(X.XXX) DENOTES CRITICAL DIMS.  
ALL THREADS ARE CRITICAL

DRAWN	JINSON	02/02/21
CHECKED	R.S.	02/02/21
APPROVED	R.S.	02/02/21

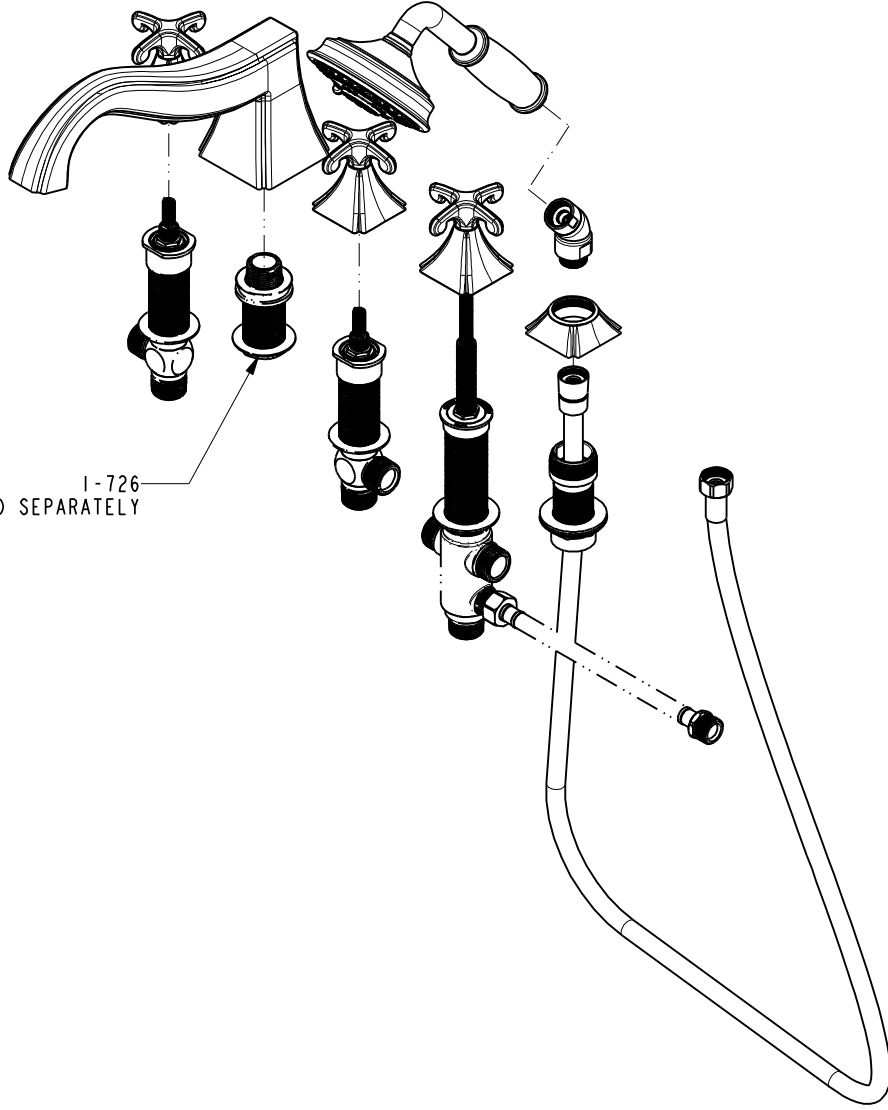
**BRASSTECH**  
INCORPORATED

2001 CARNEGIE AVE.  
SANTA ANA, CA 92705  
(949) 417-5207

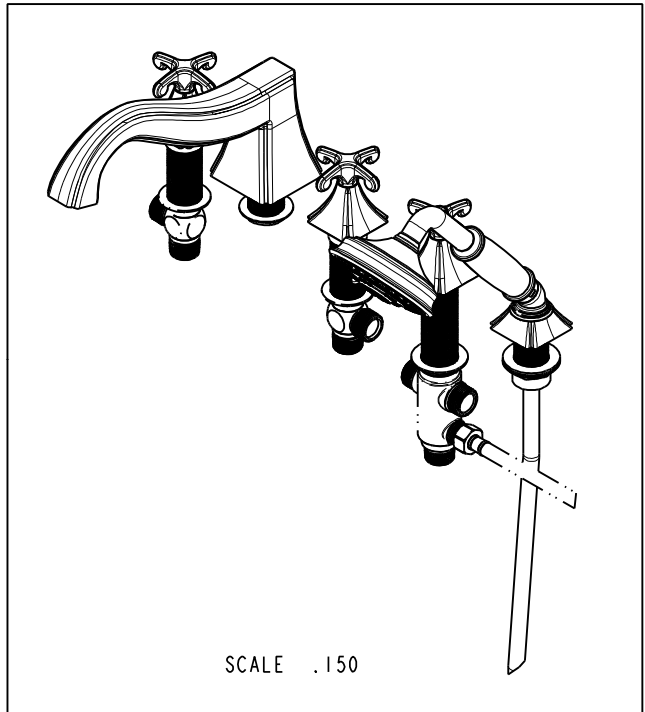
R/T & H/SHOWER WITH LEVER HANDLES

DWG NO. 3-2527

SCALE .045	REF. -	SHEET 1 OF 3
------------	--------	--------------

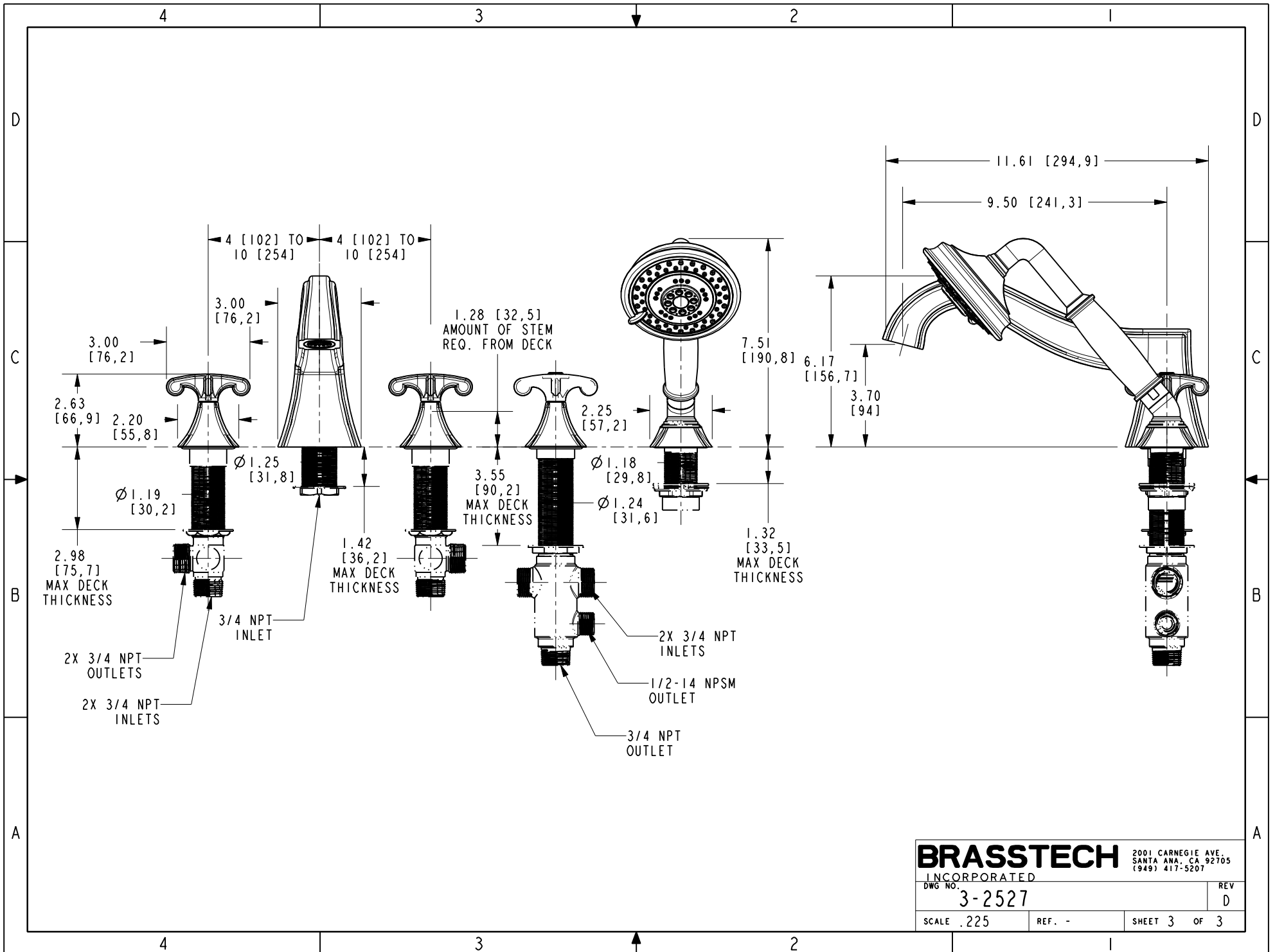


1-726  
SOLD SEPARATELY



SCALE .150

<b>BRASSTECH</b>		2001 CARNEGIE AVE. SANTA ANA, CA 92705 (949) 417-5207	
INCORPORATED			
DWG NO.	3-2527	REV	D
SCALE .175	REF. -	SHEET 2 OF 3	



<b>BRASSTECH</b>		2001 CARNEGIE AVE. SANTA ANA, CA 92705 (949) 417-5207	
INCORPORATED			
DWG NO. 3-2527		REV D	
SCALE .225	REF. -	SHEET 3 OF 3	