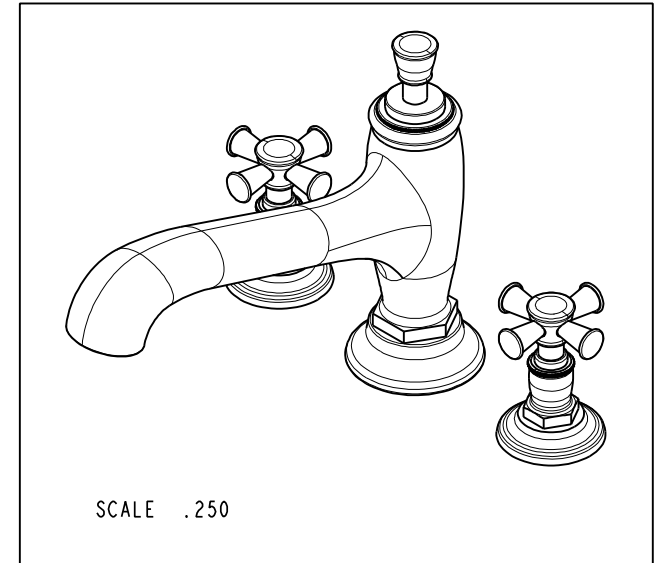



NOTES:

1. TO INSPECT ASSEMBLY, FOLLOW FIRST ARTICLE AND IN PROCESS INSPECTION SHEET.

BILL OF MATERIAL (CURRENT LEVEL)

ITEM	PT/ASSY	DESCRIPTION	TYPE	QTY.
1	1-665	ROMAN TUB VALVE ROUGH	ASSEMBLY	1
2	20-128	R/T SPOUT ASM	ASSEMBLY	1
3	3-562	CROSS HANDLE W/ESC.	ASSEMBLY	2



ZONE	REV	DESCRIPTION	DATE	APPROVED
-	B	EN-4300u	02/02/21	R.S.
-	A	EN-3102	07/26/16	J.M
-	-	EN-2838c	08/10/15	J.M

COPYRIGHT 2005 BRASSTECH, INC.
THESE DRAWINGS AND THE DESIGNS
DEPICTED HEREIN ARE THE PROPRIETARY
PROPERTY OF BRASSTECH. ANY USE
OR REPRODUCTION IS SUBJECT TO
THE EXPRESS APPROVAL OF BRASSTECH.
UNAUTHORIZED USE IS STRICTLY
PROHIBITED. ALL RIGHTS RESERVED.

		-	-
TESTING	-	-	-
ASSEMBLY	-	-	-
PLATING	-	-	-
POLISHING	-	NEXT ASSY	USED ON
MACHINING	-	APPLICATION	
TOOLING FIXTURE #		REMOVE ALL BURRS AND SHARP EDGES	

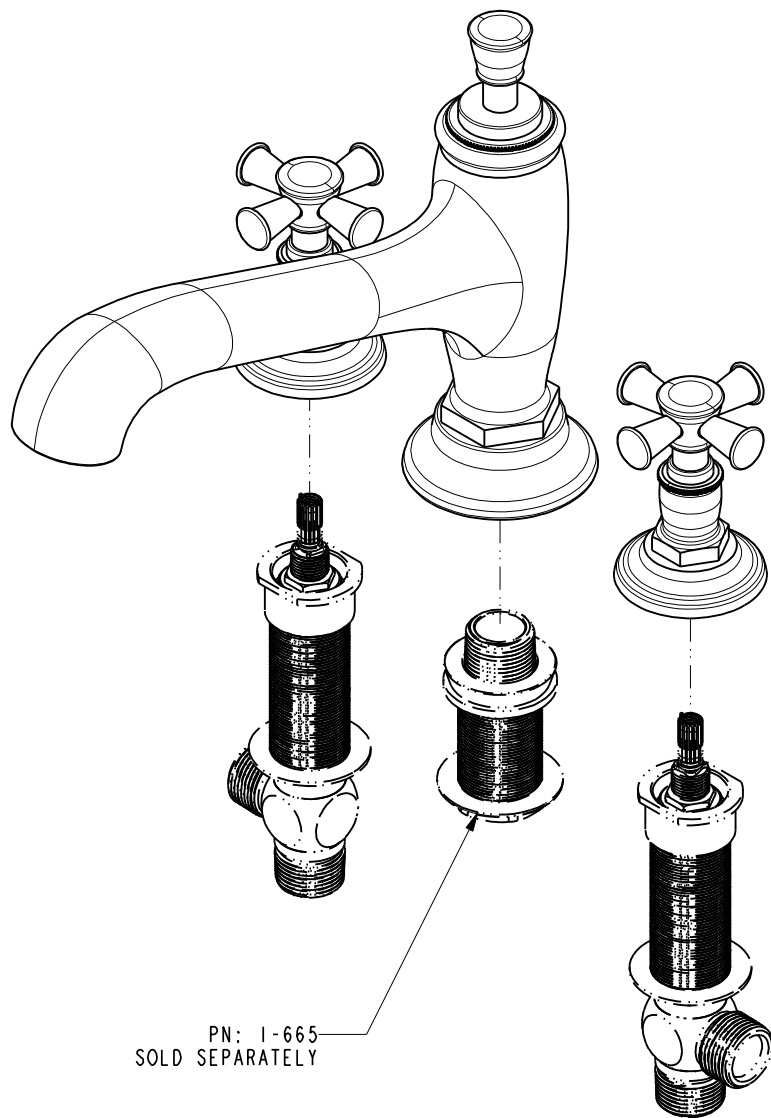
UNITS ARE: INCHES [MM]		
TOLERANCES ARE:		
FRACTIONS	DECIMALS	ANGLES
±1/16"	.X ±.1 [2.5]	±1°
	.XX ±.06 [1.5]	
(X.XXX) DENOTES CRITICAL DIMS.		
ALL THREADS ARE CRITICAL		
DRAWN	JINSON	02/02/21
CHECKED	R.S.	02/02/21
APPROVED	R.S.	02/02/21

BRASSTECH
INCORPORATED

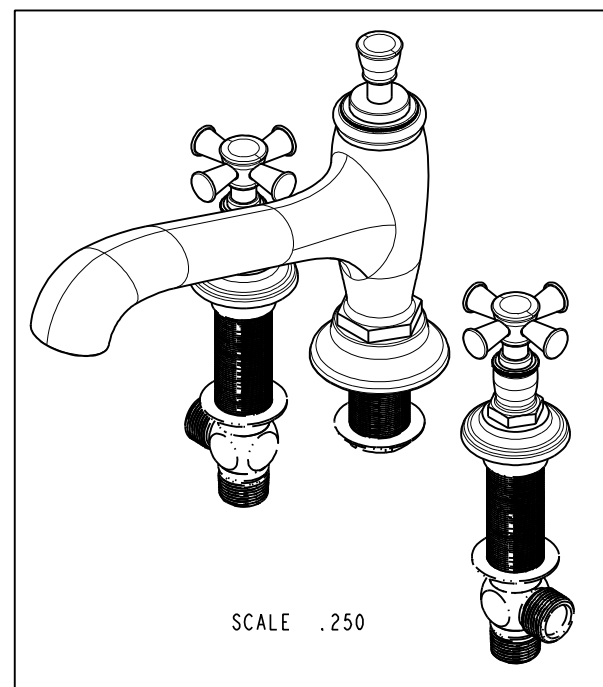
2001 CARNEGIE AVE.
SANTA ANA, CA 92705
(949) 417-5207

ROMAN TUB ASSEMBLY

DWG NO.	3-2906	REV	B
SCALE	.500	REF.	SHEET 1 OF 3



PN: 1-665
SOLD SEPARATELY



BRASSTECH		2001 CARNEGIE AVE. SANTA ANA, CA 92705 (949) 417-5207	
INCORPORATED			
DWG NO.	3-2906	REV	B
SCALE .350	REF. -	SHEET 2 OF 3	

