

4

3

2

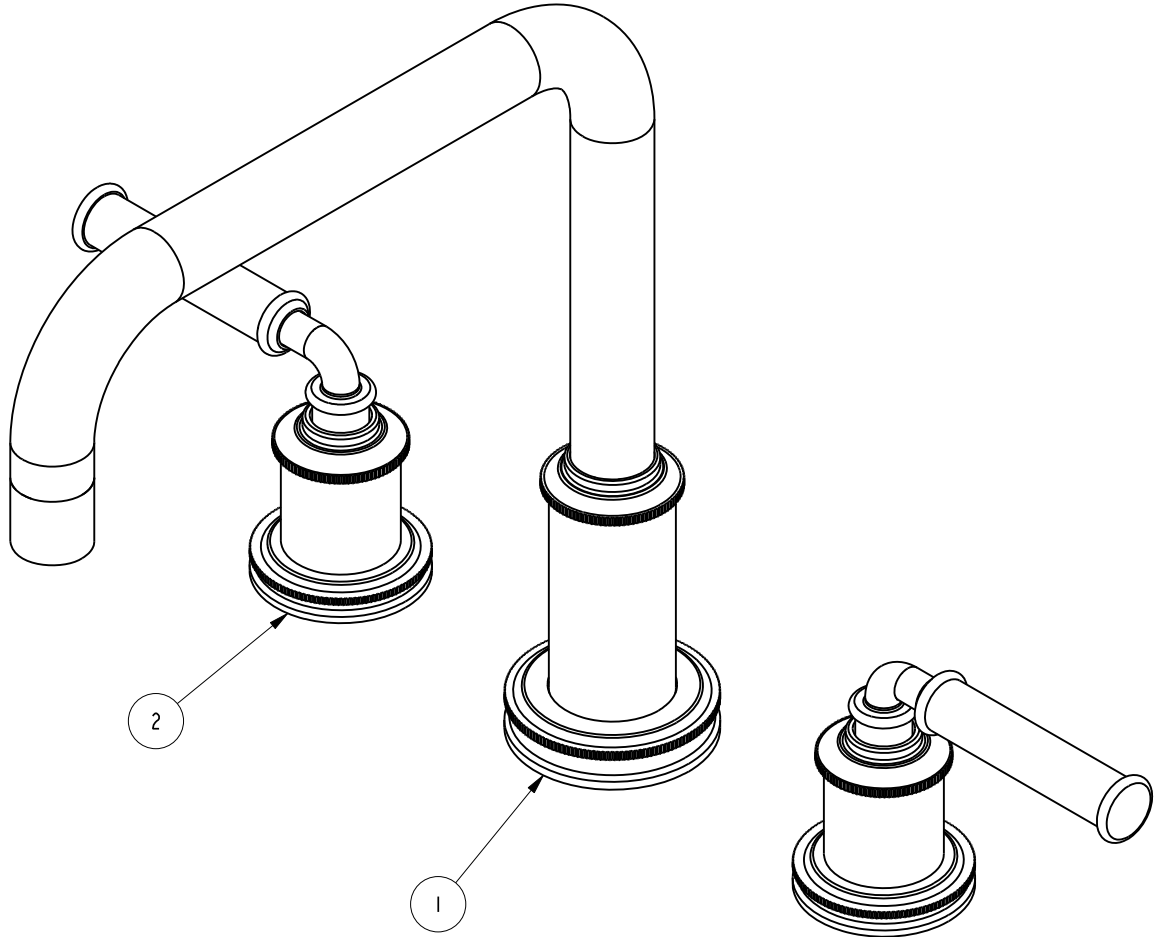
1

NOTES:

1. TO INSPECT ASSEMBLY, FOLLOW FIRST ARTICLE AND IN PROCESS INSPECTION SHEET.

BILL OF MATERIAL (CURRENT LEVEL)

ITEM	PT/ASSY	DESCRIPTION	TYPE	QTY.
1	3-730	R/T SPOUT ASM	ASSEMBLY	1
2	3-727	LEVER HANDLE W/ESC.	ASSEMBLY	2



TESTING	-	-	-
ASSEMBLY	-	-	-
PLATING	-	-	-
POLISHING	-	NEXT ASSY	USED ON
MACHINING	-	APPLICATION	
TOOLING FIXTURE #		REMOVE ALL BURRS AND SHARP EDGES	

UNITS ARE: INCHES [MM]  
 TOLERANCES ARE:  
 FRACTIONS DECIMALS ANGLES  
 $\pm 1/16"$  .X  $\pm .1$  [2.5]  $\pm 1^\circ$   
 .XX  $\pm .06$  [1.5]  
 (X.XXX) DENOTES CRITICAL DIMS.  
 ALL THREADS ARE CRITICAL

DRAWN JINSON 11/13/20  
 CHECKED J.M. 11/13/20  
 APPROVED J.M. 11/13/20

**BRASSTECH** 2001 CARNEGIE AVE.  
 INCORPORATED SANTA ANA, CA 92705  
 (949) 417-5207

ROMAN TUB FAUCET

DWG NO. 3-2946 REV -  
 SCALE .500 REF. - SHEET 1 OF 3

COPYRIGHT 2005 BRASSTECH, INC.  
 THESE DRAWINGS AND THE DESIGNS  
 DEPICTED HEREIN ARE THE PROPRIETARY  
 PROPERTY OF BRASSTECH. ANY USE  
 OR REPRODUCTION IS SUBJECT TO  
 THE EXPRESS APPROVAL OF BRASSTECH.  
 UNAUTHORIZED USE IS STRICTLY  
 PROHIBITED. ALL RIGHTS RESERVED.

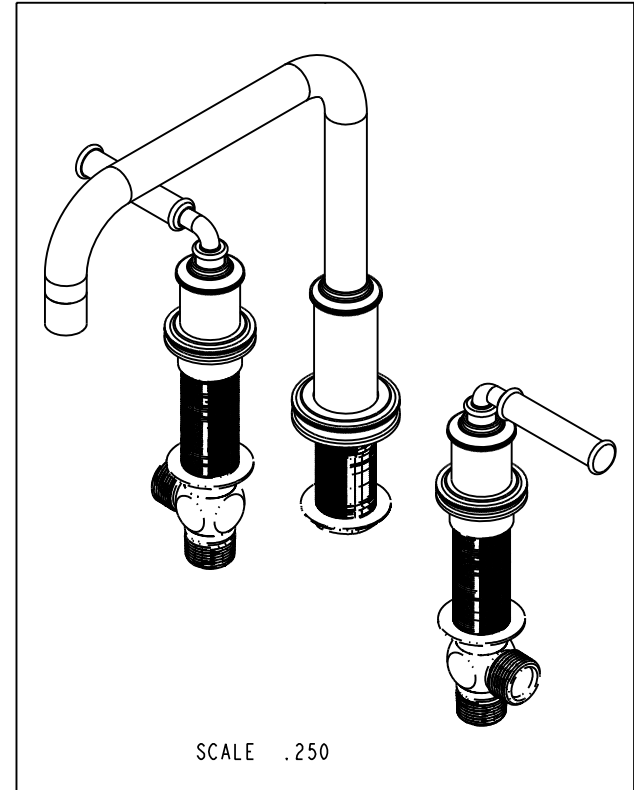
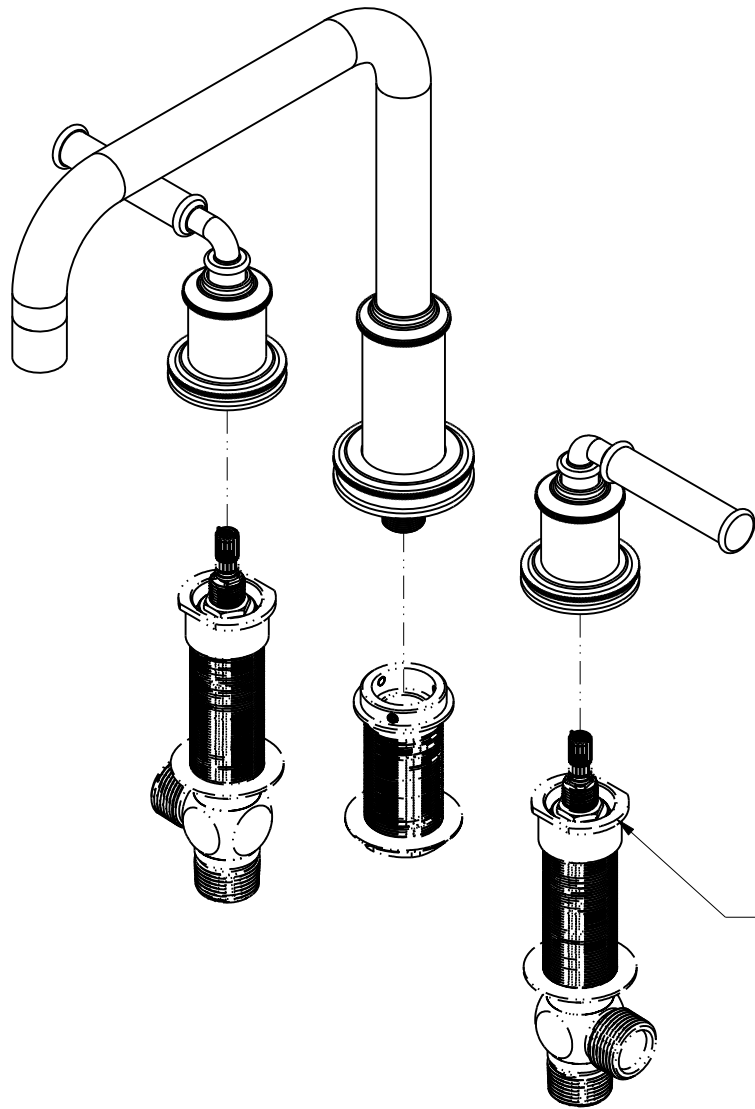
ZONE	REV	DESCRIPTION	DATE	APPROVED
-	-	EN-4257	11/17/20	J.M.

4

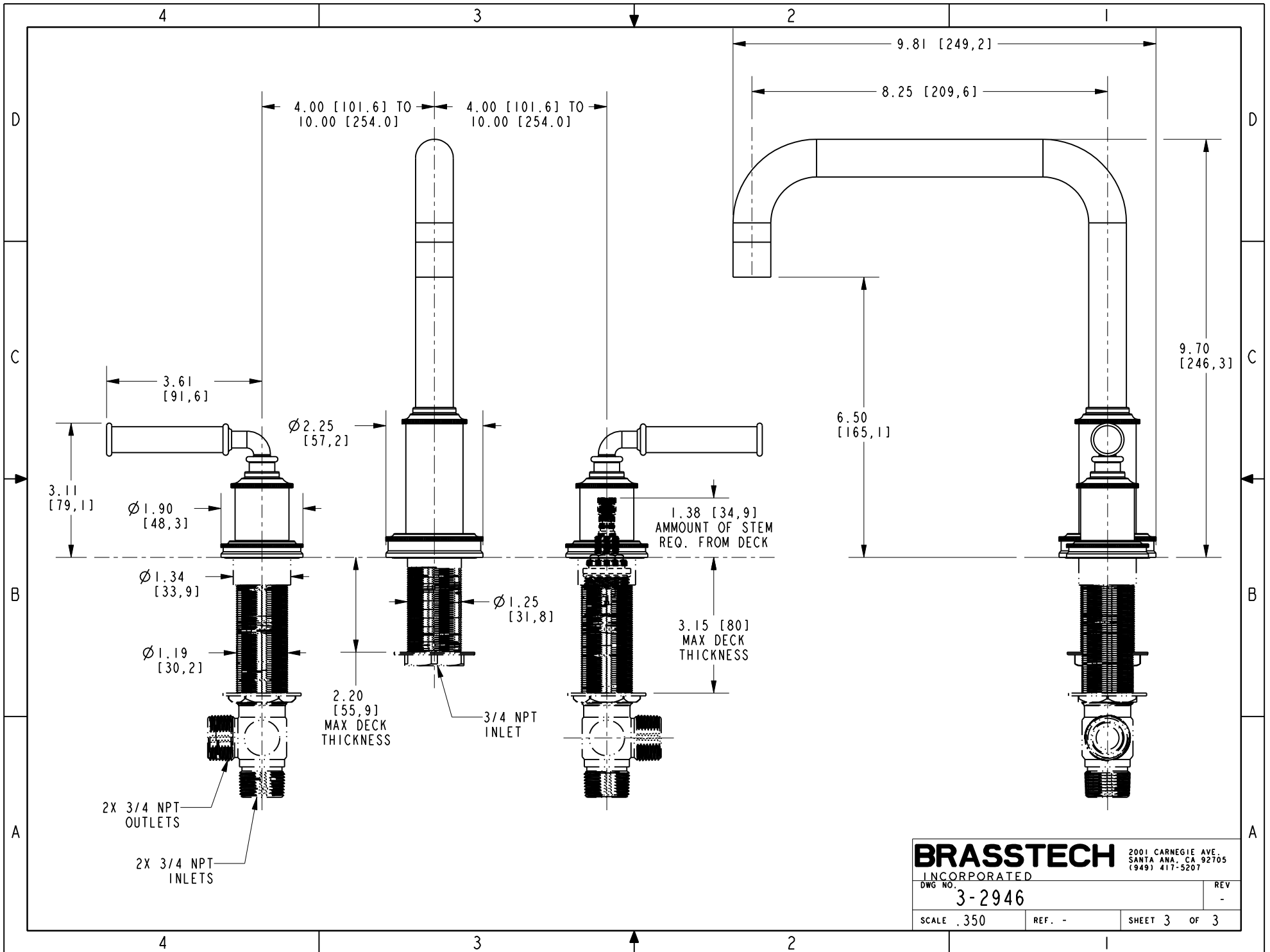
3

2

1



<b>BRASSTECH</b>		2001 CARNEGIE AVE. SANTA ANA, CA 92705 (949) 417-5207	
INCORPORATED			
DWG NO.	3-2946	REV	-
SCALE	.325	REF.	-
		SHEET 2	OF 3



**BRASSTECH** 2001 CARNEGIE AVE.  
 INCORPORATED SANTA ANA, CA 92705  
 (949) 417-5207

DWG NO.	3-2946	REV	-
SCALE	.350	REF.	-
SHEET 3		OF 3	