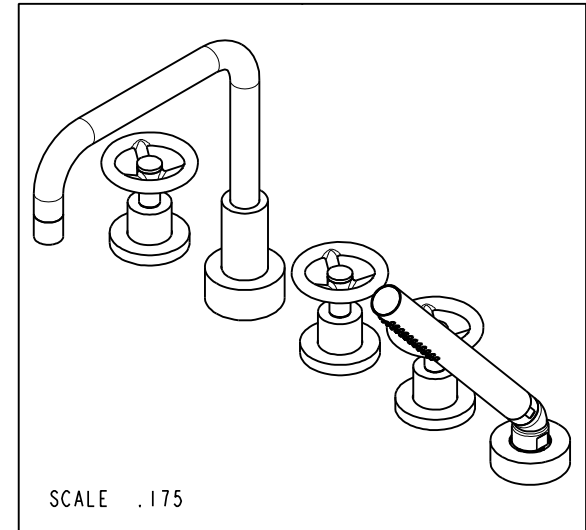
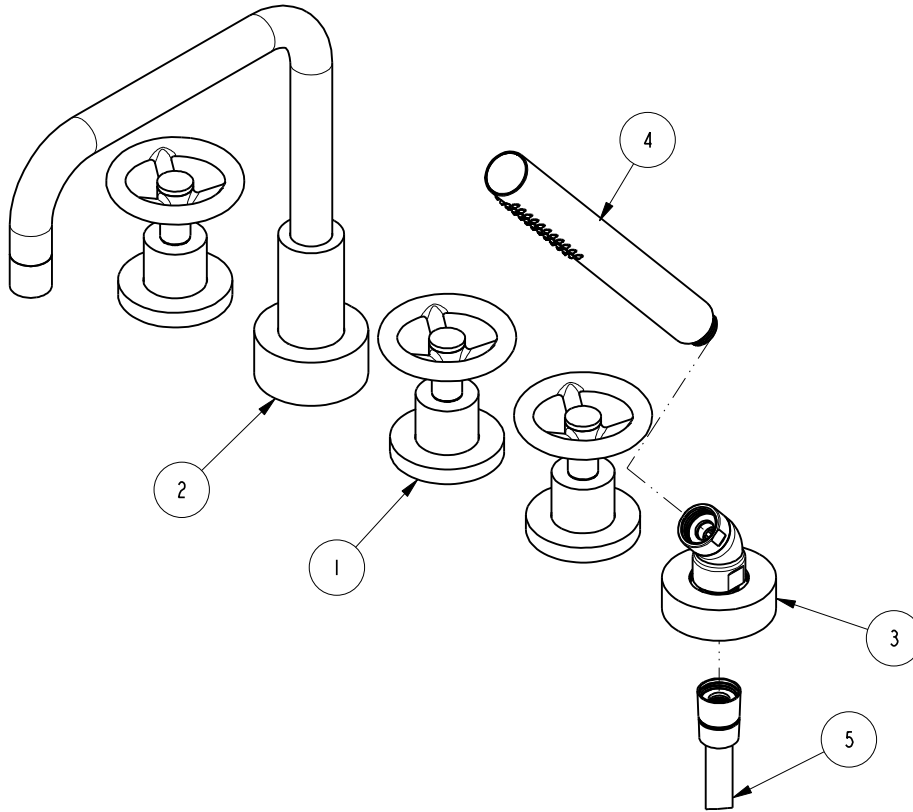


NOTES:

1. TO INSPECT ASSEMBLY, FOLLOW FIRST ARTICLE AND IN PROCESS INSPECTION SHEET.

**BILL OF MATERIAL (CURRENT LEVEL)**

ITEM	PT/ASSY	DESCRIPTION	TYPE	QTY.
1	3-570	HANDLE / ESC ASM	ASSEMBLY	3
2	3-275	ROMAN TUB SPOUT ASSEMBLY	ASSEMBLY	1
3	6-289-1	DECK FLANGE TRIM	ASSEMBLY	1
4	283-101	ROUND WAND HANDSHOWER	ASSEMBLY	1
5	284	59 IN. SPIRAL SHOWER HOSE	ASSEMBLY	1



ZONE	REV	DESCRIPTION	DATE	APPROVED
-	C	EN-4300u	02/02/21	R.S.
-	B	EN-3397	06/01/18	J.A
-	A	EN-3242	01/27/17	AN
-	-	EN-3005b	03/21/16	AN

COPYRIGHT 2005 BRASSTECH, INC. THESE DRAWINGS AND THE DESIGNS DEPICTED HEREIN ARE THE PROPRIETARY PROPERTY OF BRASSTECH. ANY USE OR REPRODUCTION IS SUBJECT TO THE EXPRESS APPROVAL OF BRASSTECH. UNAUTHORIZED USE IS STRICTLY PROHIBITED. ALL RIGHTS RESERVED.

TESTING	-	-	-
ASSEMBLY	-	-	-
PLATING	-	-	-
POLISHING	-	NEXT ASSY	USED ON
MACHINING	-	APPLICATION	
TOOLING FIXTURE #	REMOVE ALL BURRS AND SHARP EDGES		

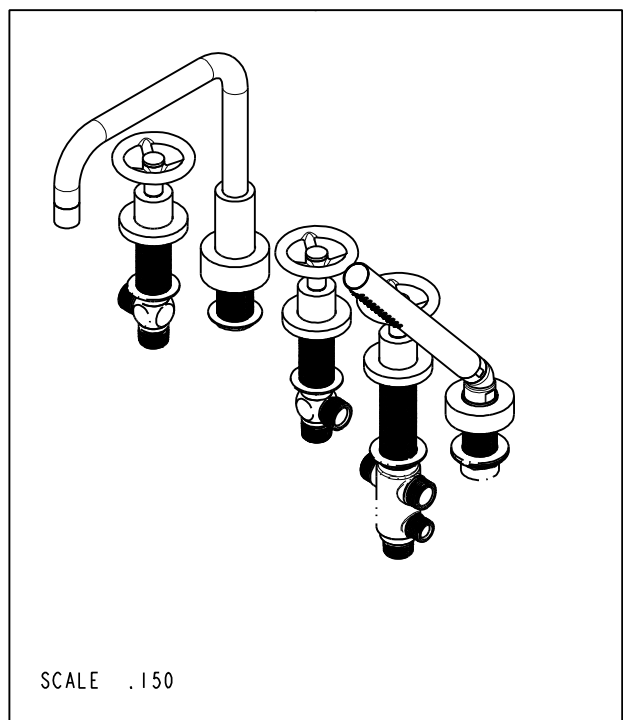
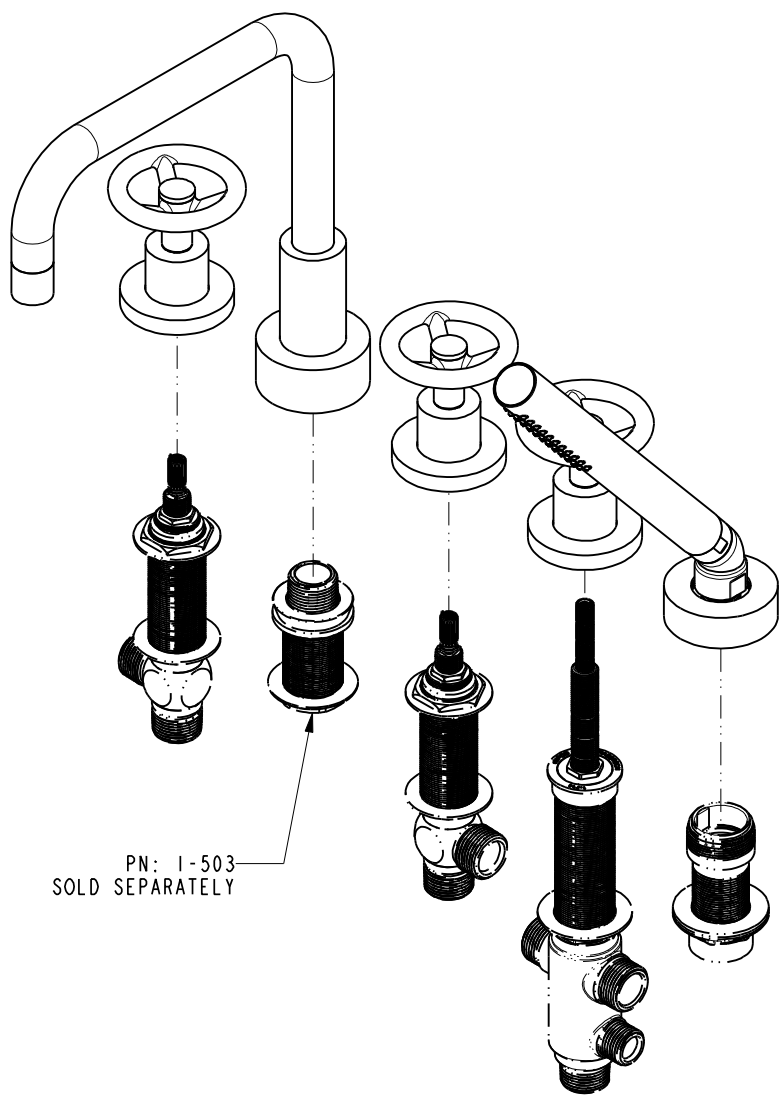
UNITS ARE: INCHES [MM]		
TOLERANCES ARE:		
FRACTIONS	DECIMALS	ANGLES
±1/16"	.X ±.1 [2,5]	±1°
	.XX ±.06 [1,5]	
(X.XXX) DENOTES CRITICAL DIMS.		
ALL THREADS ARE CRITICAL		
DRAWN	JINSON	06/01/18
CHECKED	J.A.	06/01/18
APPROVED	J.A.	06/01/18

**BRASSTECH** 2001 CARNEGIE AVE. SANTA ANA, CA 92705 (949) 417-5207  
INCORPORATED

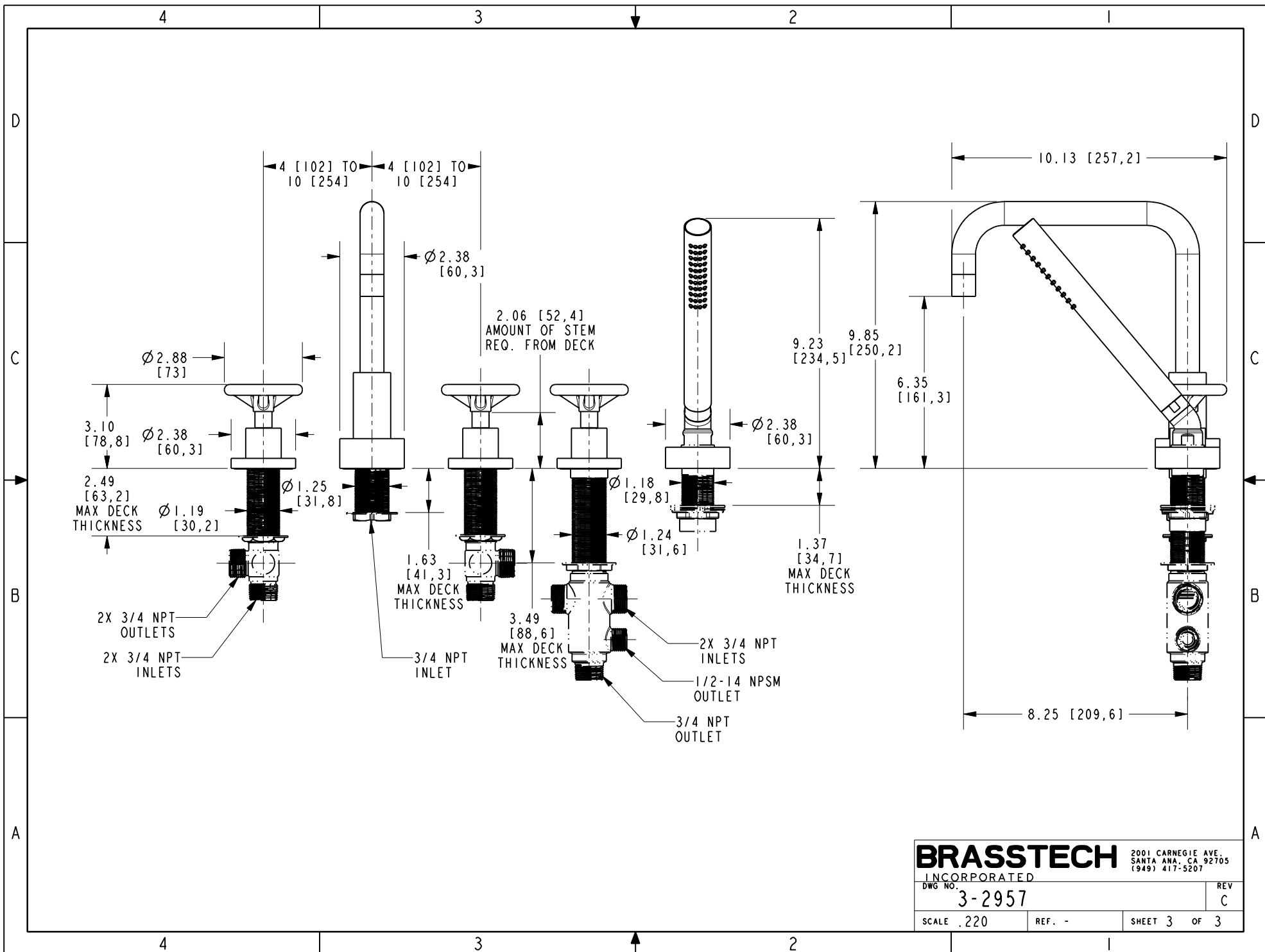
**ROMAN TUB FAUCET W/ HANDSHOWER**

DWG NO. **3-2957** REV **C**

SCALE .250 REF. - SHEET 1 OF 3



<b>BRASSTECH</b>		2001 CARNEGIE AVE. SANTA ANA, CA 92705 (949) 417-5207	
INCORPORATED			
DWG NO. 3-2957		REV C	
SCALE .250	REF. -	SHEET 2 OF 3	



**BRASSTECH** 2001 CARNEGIE AVE.  
INCORPORATED SANTA ANA, CA 92705  
(949) 417-5207

DWG NO. 3-2957 REV C

SCALE .220 REF. - SHEET 3 OF 3