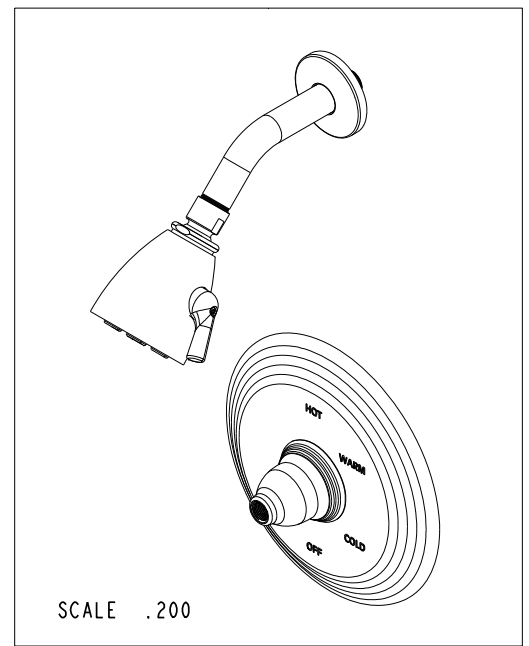
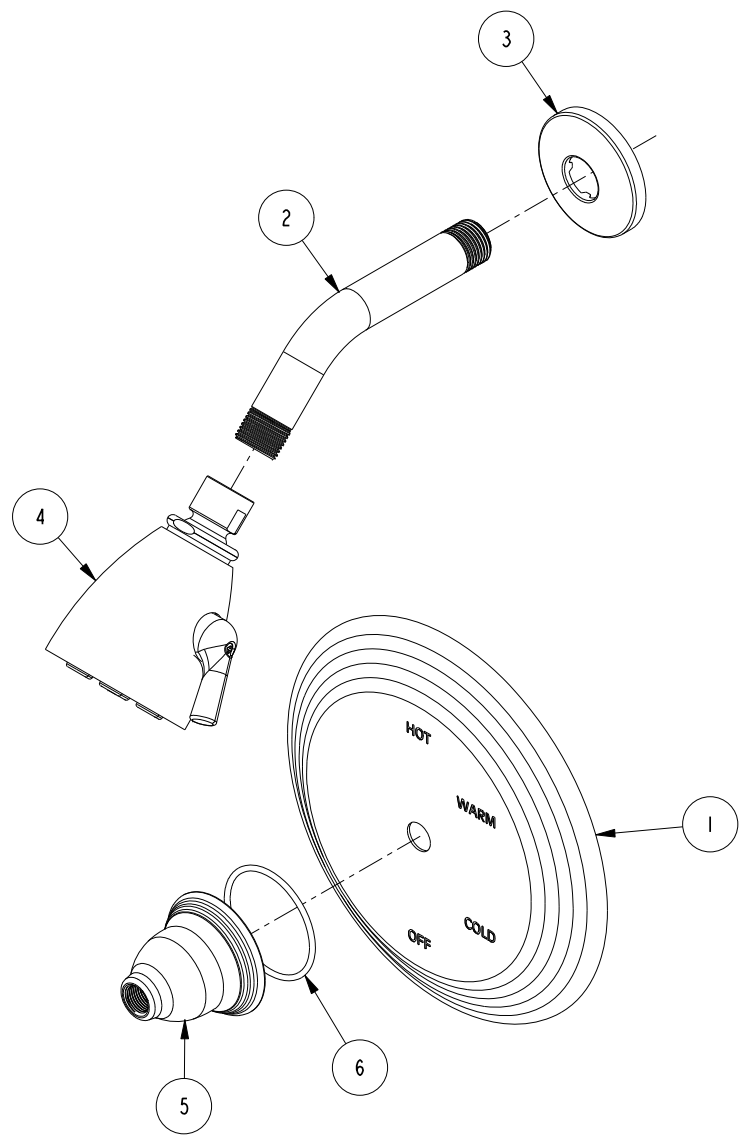


BILL OF MATERIAL (CURRENT LEVEL)				
ITEM	PT/ASSY	DESCRIPTION	TYPE	QTY.
1	2-225	BP COVER PLATE FOR SHOWER	ASSEMBLY	1
2	200	SHOWER ARM 6" BRASS	PART	1
3	206	SHOWER ARM FLANGE	PART	1
4	212	SHOWER HEAD	ASSEMBLY	1
5	10016	ESCUTCHEON BELL	PART	1
6	<del>91231</del>	O-RING, #2-136, EPDM, 65-75 DURO	PART	1

91753



REV E EN-3722 02/08/2019 CG

COPYRIGHT 2005 BRASSTECH, INC. THESE DRAWINGS AND THE DESIGNS DEPICTED HEREIN ARE THE PROPRIETARY PROPERTY OF BRASSTECH. ANY USE OR REPRODUCTION IS SUBJECT TO THE EXPRESS APPROVAL OF BRASSTECH. UNAUTHORIZED USE IS STRICTLY PROHIBITED. ALL RIGHTS RESERVED.

**BRASSTECH**  
INCORPORATED  
2001 E. CARNEGIE AVE.  
SANTA ANA, CA 92705  
(949) 417-5207

TRIM KIT, SHOWER SET, 3-7004

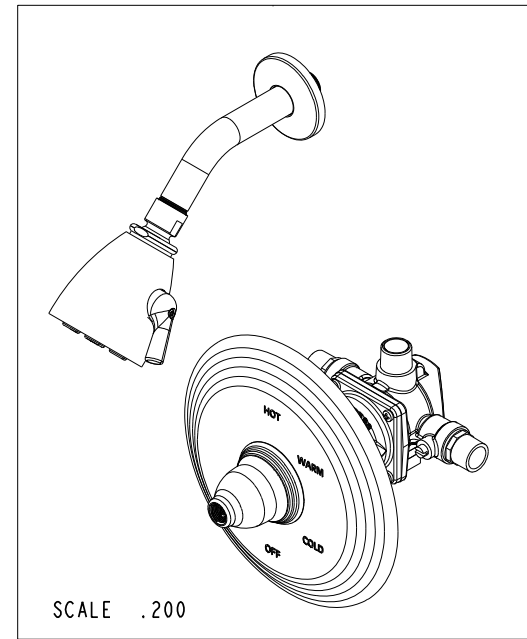
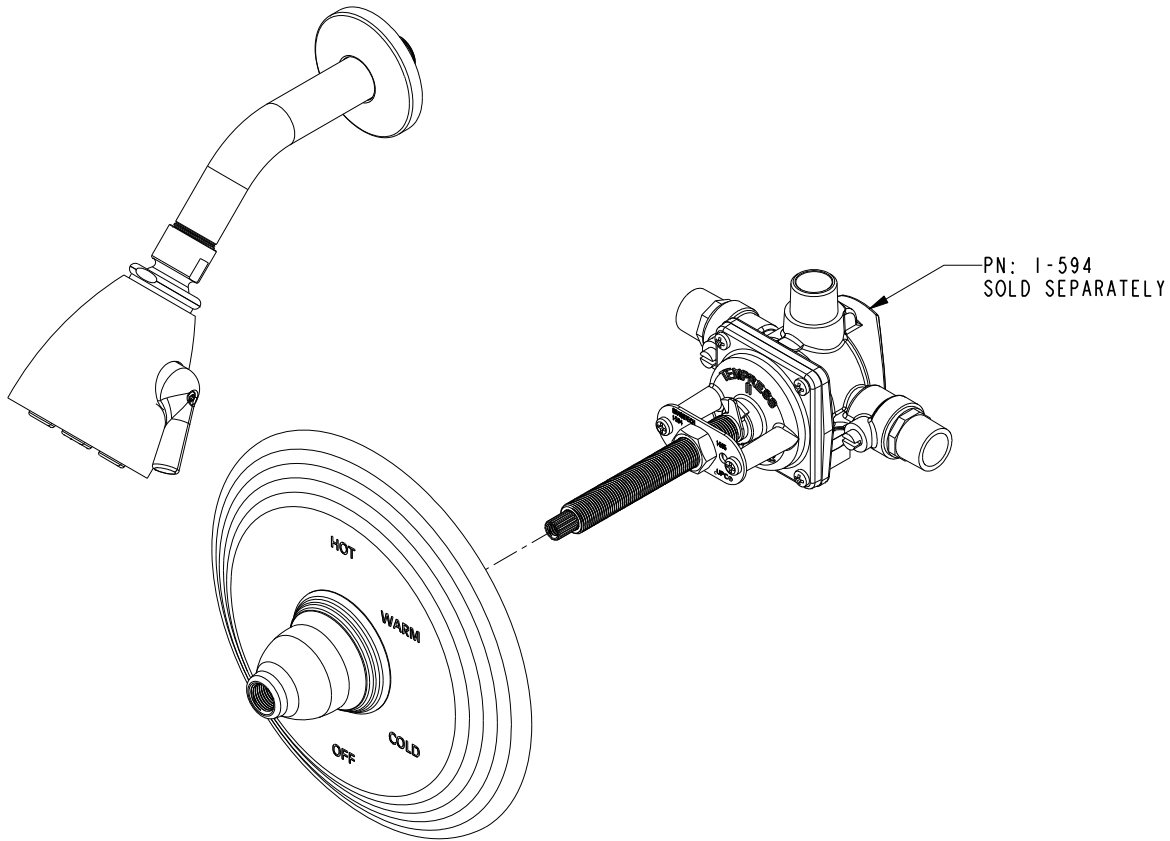
ASSY. NO.	3-7004	
SCALE .300	REF. -	SHEET 1 OF 3

D	EN-2348b	12/20/13
C	EN-2303	10/08/12
B	EN-1582	07/12/10
A	EO-0865	07/31/07
-	RELEASE	08/18/06
REV	REV DESC	DATE

4 3 2 1

↓

**SPECIFICATION DWG**



DIMENSIONS ARE IN INCHES AND AN APPROXIMATION OF A TYPICAL INSTALLATION

COPYRIGHT 2005 BRASSTECH, INC. THESE DRAWINGS AND THE DESIGNS DEPICTED HEREIN ARE THE PROPRIETARY PROPERTY OF BRASSTECH. ANY USE OR REPRODUCTION IS SUBJECT TO THE EXPRESS APPROVAL OF BRASSTECH. UNAUTHORIZED USE IS STRICTLY PROHIBITED. ALL RIGHTS RESERVED.

<b>BRASSTECH</b>		2001 CARNEGIE AVE. SANTA ANA, CA 92705 (949) 417-5207
INCORPORATED		
DWG NO.	3-7004	REV D
SCALE .300	REF. -	SHEET 2 OF 3

4

3

2

1

D

D

C

C

B

B

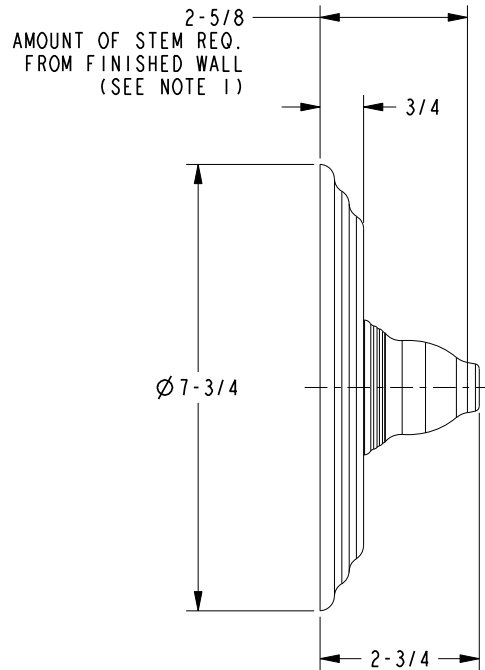
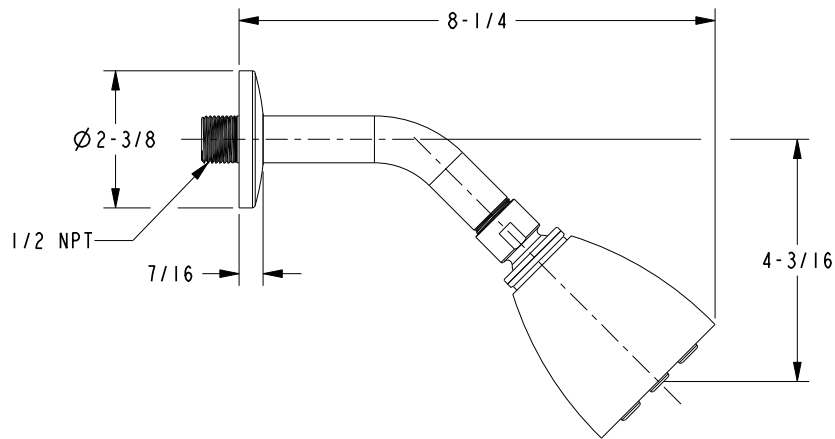
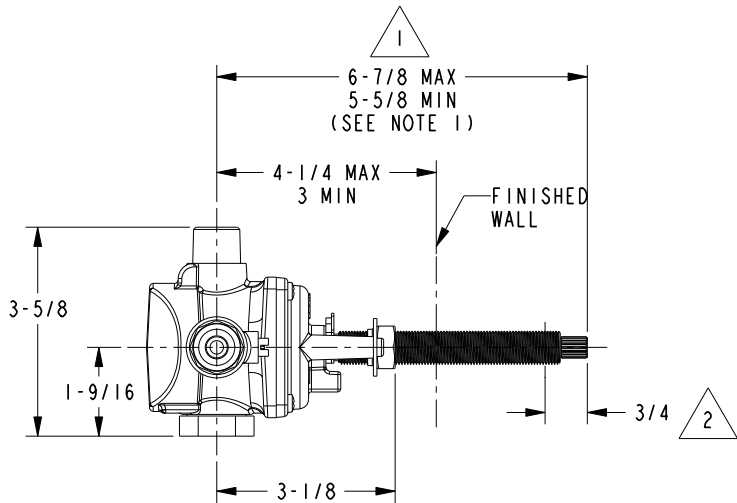
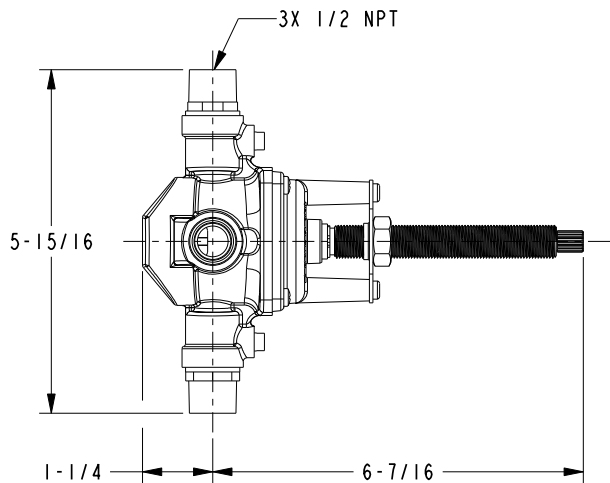
A

A

**SPECIFICATION DWG**

**NOTES:**

- 1. CUT STEM TO DIMENSION SHOWN.
- 2. CUT ALL-THREAD 3/4" SHORTER THAN STEM.



DIMENSIONS ARE IN INCHES AND AN APPROXIMATION OF A TYPICAL INSTALLATION

COPYRIGHT 2005 BRASSTECH, INC. THESE DRAWINGS AND THE DESIGNS DEPICTED HEREIN ARE THE PROPRIETARY PROPERTY OF BRASSTECH. ANY USE OR REPRODUCTION IS SUBJECT TO THE EXPRESS APPROVAL OF BRASSTECH. UNAUTHORIZED USE IS STRICTLY PROHIBITED. ALL RIGHTS RESERVED.

<b>BRASSTECH</b>		2001 CARNEGIE AVE.
INCORPORATED		SANTA ANA, CA 92705
		(949) 417-5207
DWG NO.	3-7004	REV D
SCALE	.300	REF. -
		SHEET 3 OF 3