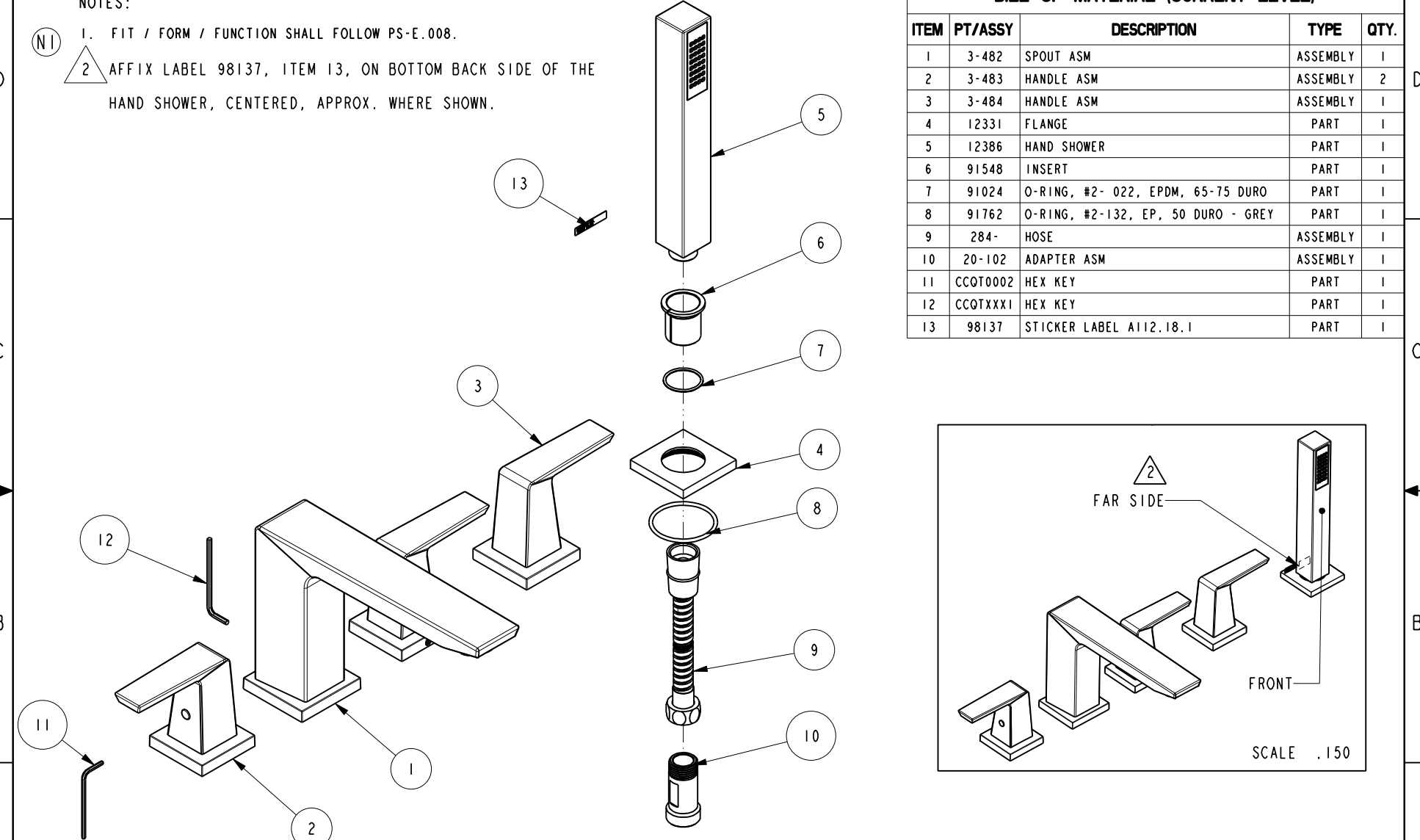


NOTES:

- ① 1. FIT / FORM / FUNCTION SHALL FOLLOW PS-E.008.
- ② 2. AFFIX LABEL 98137, ITEM 13, ON BOTTOM BACK SIDE OF THE HAND SHOWER, CENTERED, APPROX. WHERE SHOWN.

BILL OF MATERIAL (CURRENT LEVEL)

ITEM	PT/ASSY	DESCRIPTION	TYPE	QTY.
1	3-482	SPOUT ASM	ASSEMBLY	1
2	3-483	HANDLE ASM	ASSEMBLY	2
3	3-484	HANDLE ASM	ASSEMBLY	1
4	12331	FLANGE	PART	1
5	12386	HAND SHOWER	PART	1
6	91548	INSERT	PART	1
7	91024	O-RING, #2- 022, EPDM, 65-75 DURO	PART	1
8	91762	O-RING, #2-132, EP, 50 DURO - GREY	PART	1
9	284-	HOSE	ASSEMBLY	1
10	20-102	ADAPTER ASM	ASSEMBLY	1
11	CCQT0002	HEX KEY	PART	1
12	CCQTXXXI	HEX KEY	PART	1
13	98137	STICKER LABEL A112.18.1	PART	1



ZONE	REV	DESCRIPTION	DATE	APPROVED
-	D	EN-3722	02/08/19	C. G.
-	C	EN-3770	12/19/18	NS
-	B	EN-3222	12/05/17	J. A.
-	A	EN-3260	03/13/17	NS
-	-	EN-2741	08/27/14	V. VU

COPYRIGHT 2005 BRASSTECH, INC. THESE DRAWINGS AND THE DESIGNS DEPICTED HEREIN ARE THE PROPRIETARY PROPERTY OF BRASSTECH. ANY USE OR REPRODUCTION IS SUBJECT TO THE EXPRESS APPROVAL OF BRASSTECH. UNAUTHORIZED USE IS STRICTLY PROHIBITED. ALL RIGHTS RESERVED.

TESTING	ASSEMBLY	PLATING	POLISHING	MACHINING
-	-	-	-	-
-	-	-	-	-
-	-	-	-	-
-	-	-	-	-

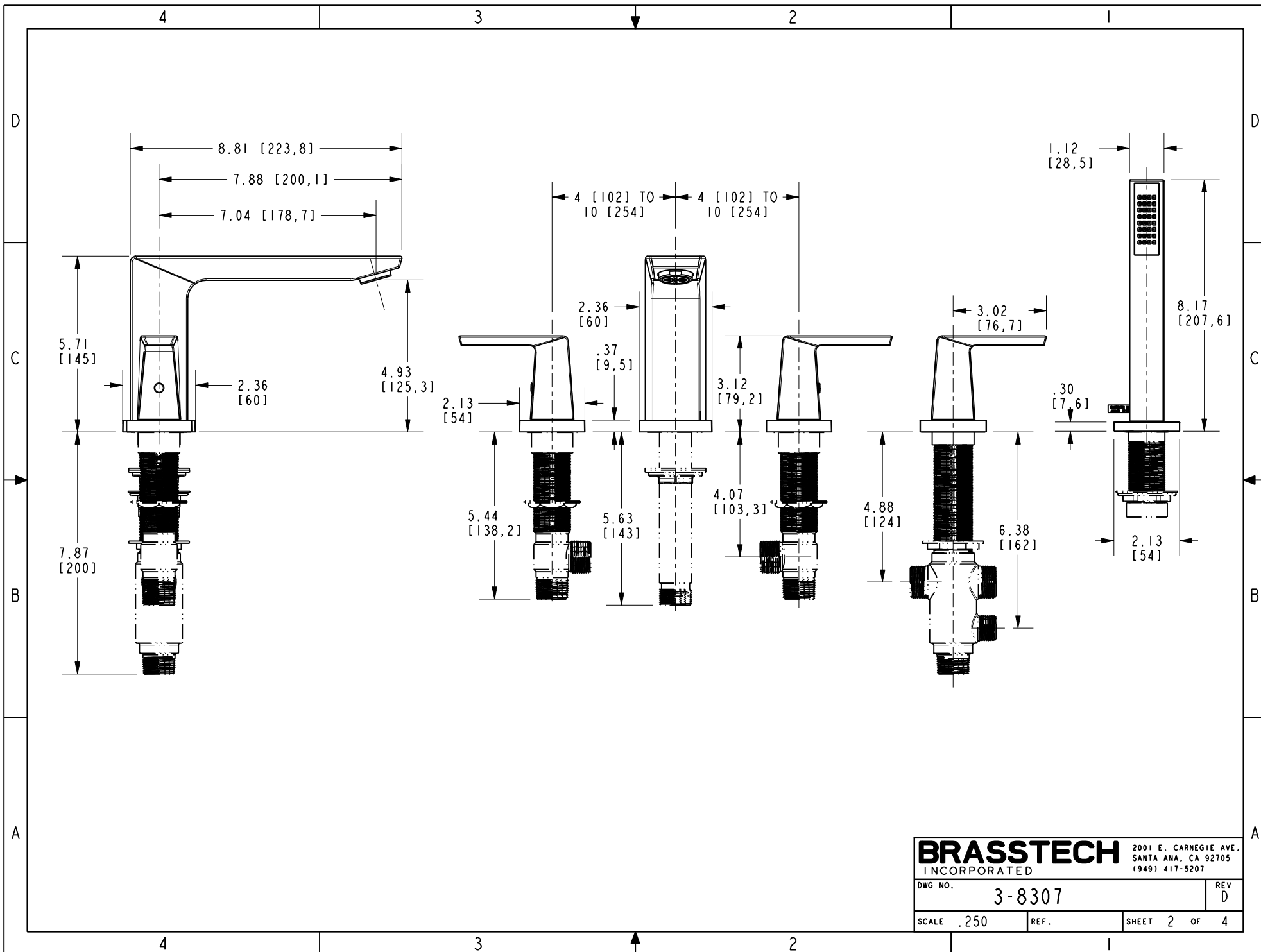
UNITS ARE: INCHES [MM]
 TOLERANCES ARE:
 FRACTIONS DECIMALS ANGLES
 ±1/16" .x ±.1 [2,5] ±°
 .xx ±.06 [1,5]
 (X.XXX) DENOTES CRITICAL DIMS.
 ALL THREADS ARE CRITICAL

BRASSTECH 2001 CARNEGIE AVE.
 INCORPORATED SANTA ANA, CA 92705
 (949) 417-5207

ROMAN TUB SET

DWG NO. **3-8307** REV D

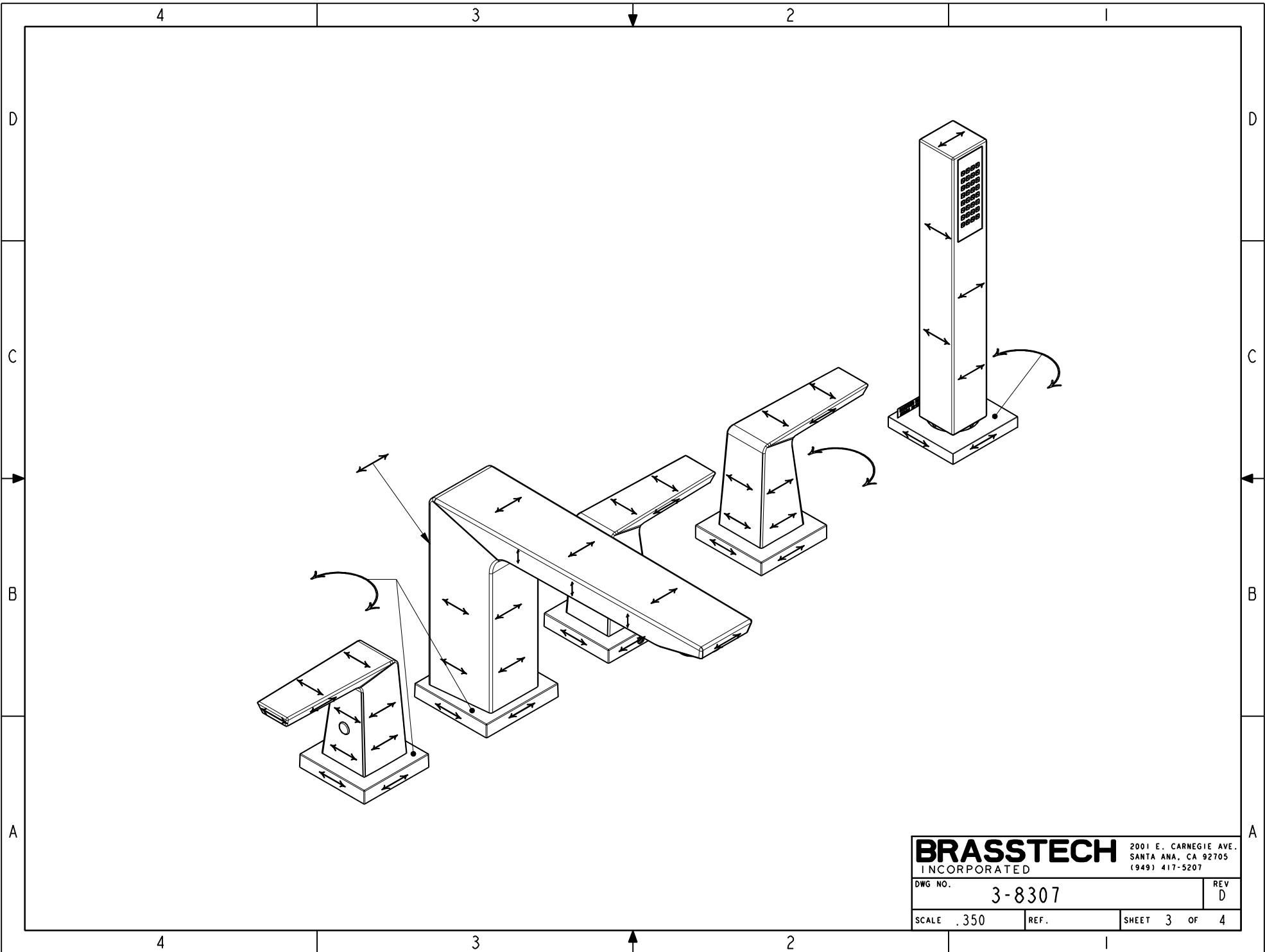
SCALE .250 REF. SHEET 1 OF 4



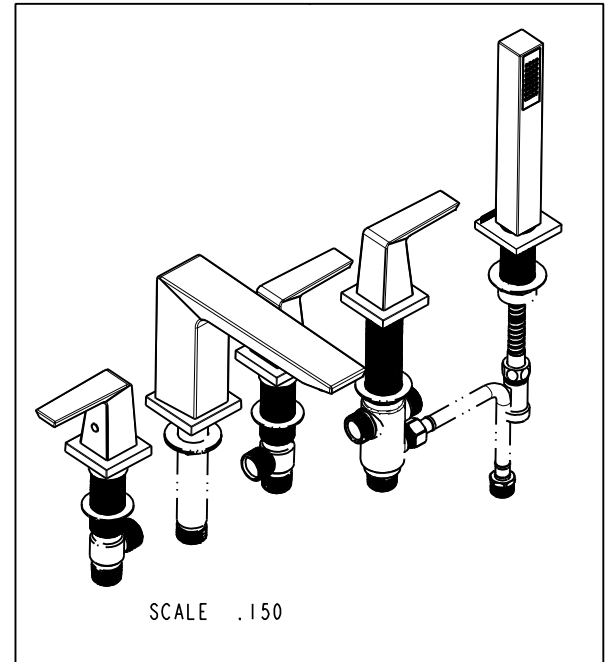
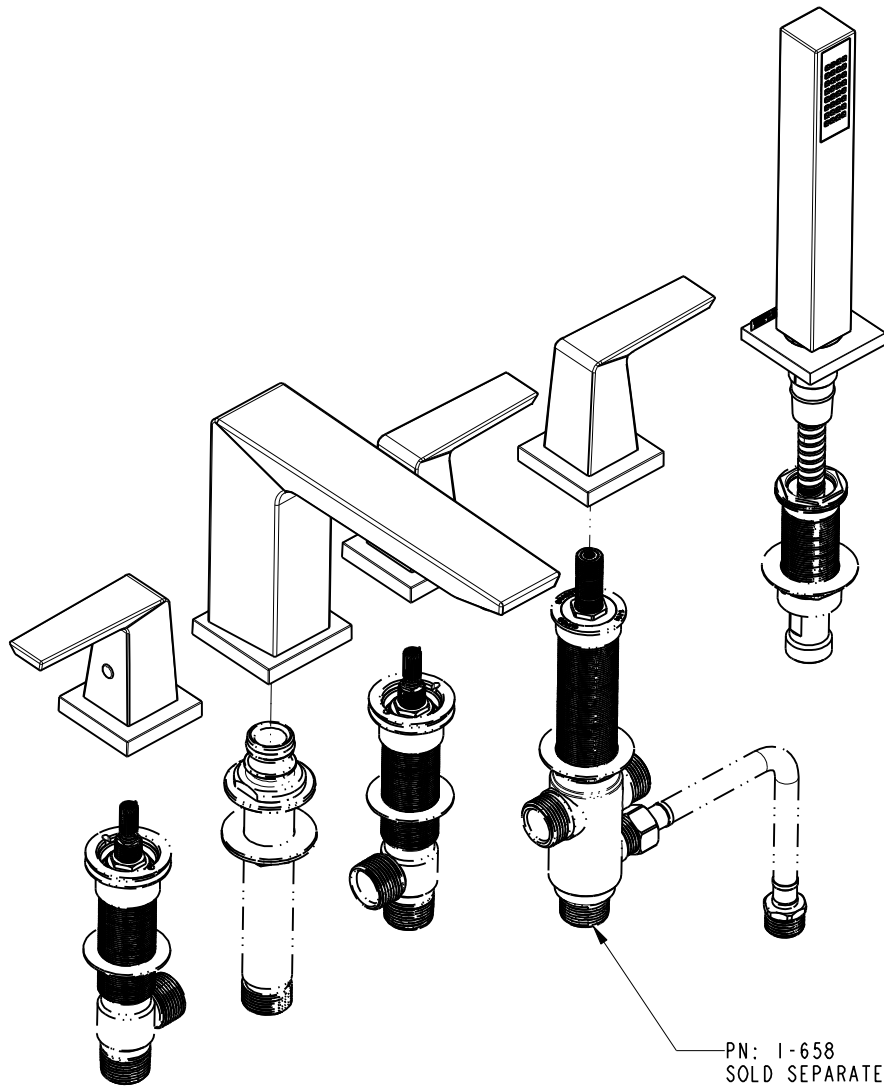
BRASSTECH 2001 E. CARNEGIE AVE.
 INCORPORATED SANTA ANA, CA 92705
 (949) 417-5207

DWG NO. 3-8307 REV D

SCALE .250 REF. SHEET 2 OF 4



BRASSTECH		2001 E. CARNEGIE AVE. SANTA ANA, CA 92705 (949) 417-5207	
DWG NO.	3-8307		REV D
SCALE .350	REF.	SHEET 3	OF 4



BRASSTECH		2001 E. CARNEGIE AVE. SANTA ANA, CA 92705 (949) 417-5207	
DWG NO.	3-8307	REV	D
SCALE .250	REF.	SHEET 4	OF 4