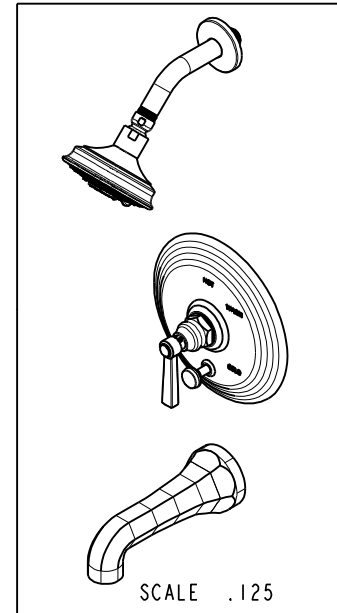
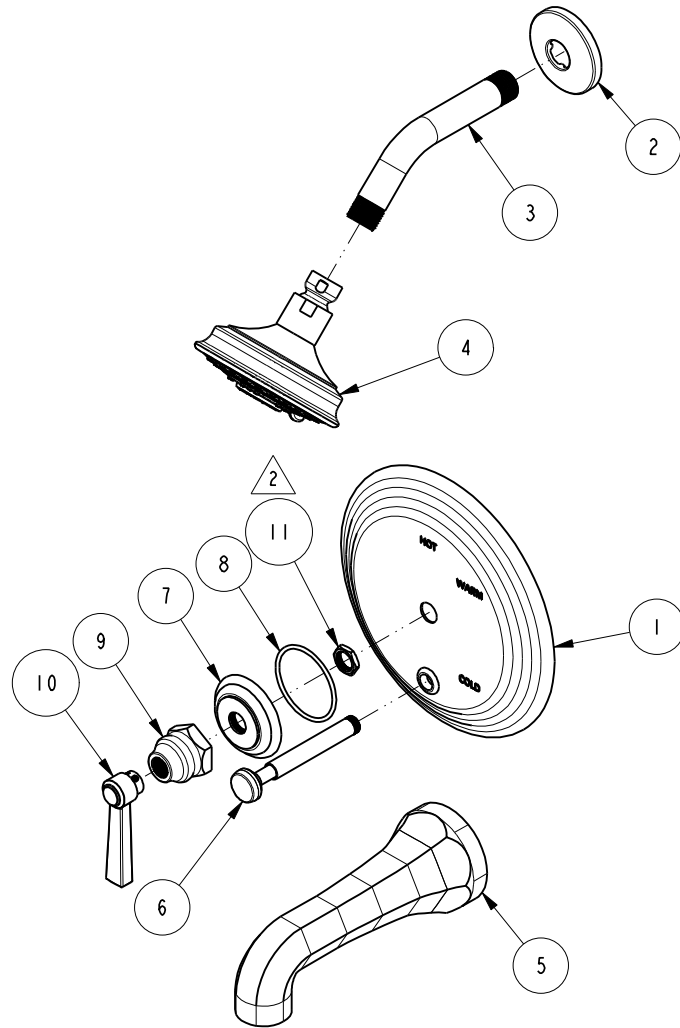


**NOTES:**

1. TO INSPECT ASSEMBLY, FOLLOW FIRST ARTICLE AND IN PROCESS INSPECTION SHEET.
2. SEAL NUT 10259 IN A PLASTIC BAG AND TAPE TO THE BACK OF THE TRIM PLATE.

**BILL OF MATERIAL (CURRENT LEVEL)**

ITEM	PT/ASSY	DESCRIPTION	TYPE	QTY.
1	2-224	COVERPLATE BP W/DIVERTER	ASSEMBLY	1
2	206	SHOWER ARM FLANGE	PART	1
3	200	SHOWER ARM 6" BRASS	PART	1
4	2156	SHOWER HEAD, TRAD	ASSEMBLY	1
5	2-144	WALL TUB SPOUT - HEX	ASSEMBLY	1
6	2-217	DIVERTER TRIM KIT	ASSEMBLY	1
7	10050	ESCUTCHEON WALL VALVE	PART	1
8	91753	O-RING, # 2-136, EP, 50 DURO - GREY	PART	1
9	10523	HEX ESCUTCHEON BONNET	PART	1
10	2-436	LEVER HANDLE ASM	ASSEMBLY	1
11	10259	HEX NUT 9/16 X 20 MADE	PART	1



-	F	EN-4441	04/18/22	N.S.
-	E	EN-4300e	04/28/21	R.S.
-	D	EN-3722	02/08/19	C.G.
-	C	EN-2802	09/23/14	-
-	B	EN-2621b	02/28/14	-
-	A	EN-2677	02/03/14	-
-	-	EN-2621	11/25/13	-
ZONE	REV	DESCRIPTION	DATE	APPROVED

COPYRIGHT 2005 BRASSTECH, INC. THESE DRAWINGS AND THE DESIGNS DEPICTED HEREIN ARE THE PROPRIETARY PROPERTY OF BRASSTECH. ANY USE OR REPRODUCTION IS SUBJECT TO THE EXPRESS APPROVAL OF BRASSTECH. UNAUTHORIZED USE IS STRICTLY PROHIBITED. ALL RIGHTS RESERVED.

TESTING	-	-	-
ASSEMBLY	-	-	-
PLATING	-	-	-
POLISHING	-	NEXT ASSY	USED ON
MACHINING	-	APPLICATION	
TOOLING FIXTURE #		REMOVE ALL BURRS AND SHARP EDGES	

UNITS ARE: INCHES [MM]  
TOLERANCES ARE:  
FRACTIONS DECIMALS ANGLES  
±1/16" .X ±.1 [2,5] ±°  
.XX ±.06 [1,5]

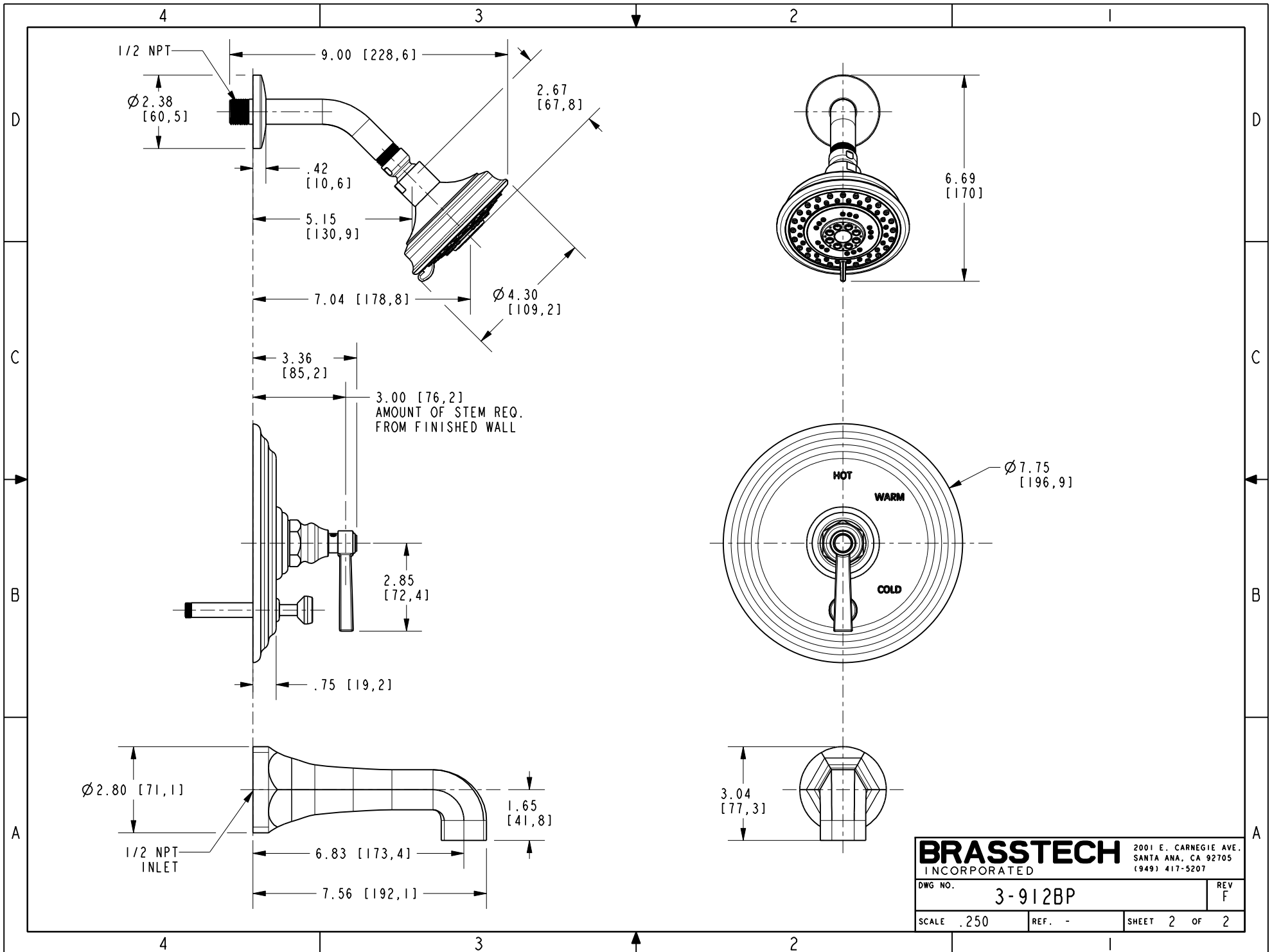
(X.XXX) DENOTES CRITICAL DIMS.  
ALL THREADS ARE CRITICAL

DRAWN	J.T.	04/18/22
CHECKED	N.S.	04/18/22
APPROVED	N.S.	04/18/22

**BRASSTECH** 2001 CARNEGIE AVE.  
INCORPORATED SANTA ANA, CA 92705  
(949) 417-5207

**BP TUB AND SHOWER SET**

DWG NO.	3-912BP	REV	F
SCALE	.200	REF.	-
SHEET	1	OF	2



<b>BRASSTECH</b>		2001 E. CARNEGIE AVE. SANTA ANA, CA 92705 (949) 417-5207
DWG NO.	3-912BP	REV F
SCALE .250	REF. -	SHEET 2 OF 2