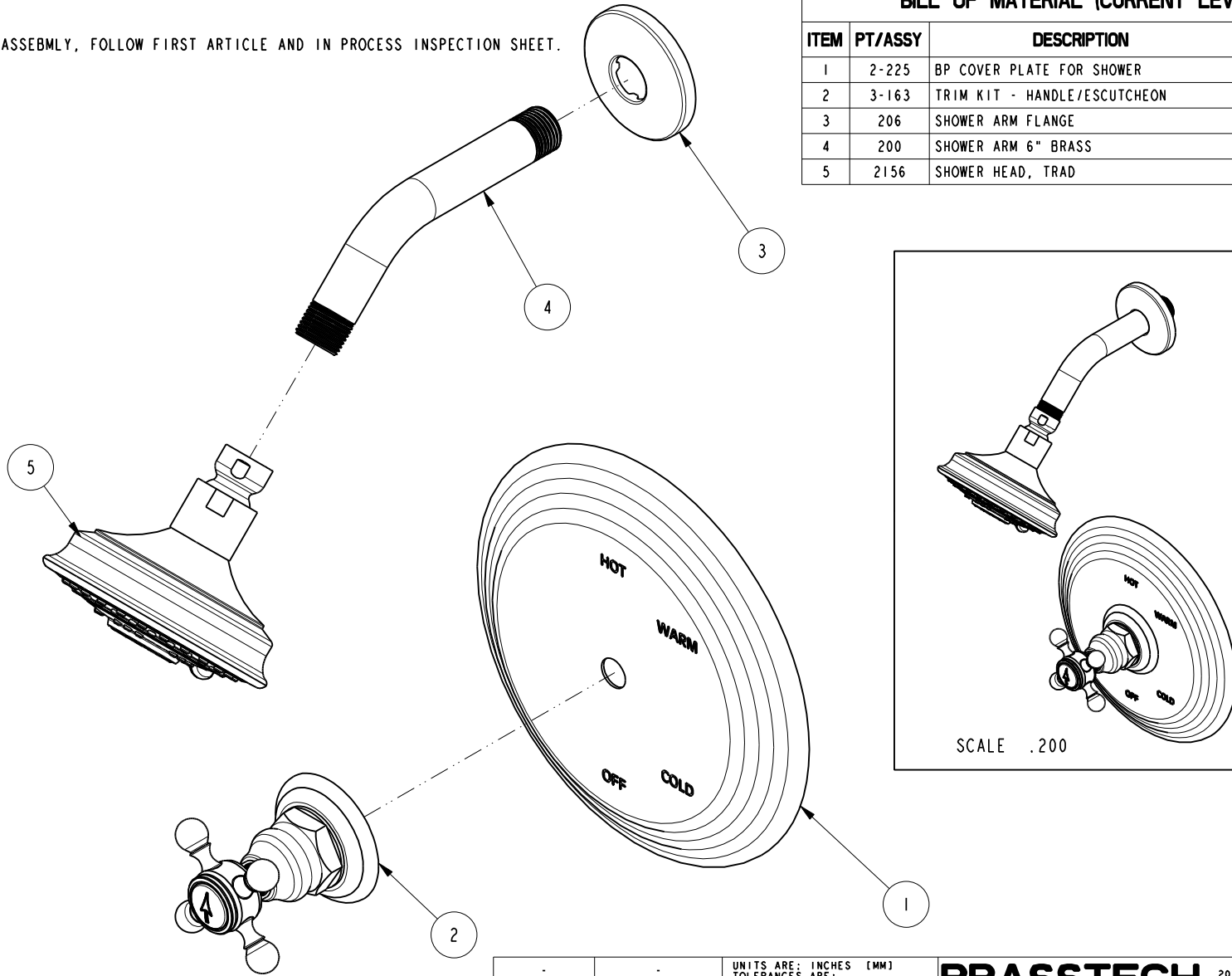


NOTES:

1. TO INSPECT ASSEMBLY, FOLLOW FIRST ARTICLE AND IN PROCESS INSPECTION SHEET.

**BILL OF MATERIAL (CURRENT LEVEL)**

ITEM	PT/ASSY	DESCRIPTION	TYPE	QTY.
1	2-225	BP COVER PLATE FOR SHOWER	ASSEMBLY	1
2	3-163	TRIM KIT - HANDLE/ESCUTCHEON	ASSEMBLY	1
3	206	SHOWER ARM FLANGE	PART	1
4	200	SHOWER ARM 6" BRASS	PART	1
5	2156	SHOWER HEAD, TRAD	ASSEMBLY	1



ZONE	REV	DESCRIPTION	DATE	APPROVED
-	D	EN-4300e	04/28/21	R.S.
-	C	EN-2802	08/27/14	-
-	B	EN-1745	08/22/11	-
-	A	EN-1183	03/23/09	-
-	-	EN-1568	06/23/10	-

COPYRIGHT 2005 BRASSTECH, INC. THESE DRAWINGS AND THE DESIGNS DEPICTED HEREIN ARE THE PROPRIETARY PROPERTY OF BRASSTECH. ANY USE OR REPRODUCTION IS SUBJECT TO THE EXPRESS APPROVAL OF BRASSTECH. UNAUTHORIZED USE IS STRICTLY PROHIBITED. ALL RIGHTS RESERVED.

TESTING	-	-	-
ASSEMBLY	-	-	-
PLATING	-	-	-
POLISHING	-	NEXT ASSY	USED ON
MACHINING	-	APPLICATION	
TOOLING FIXTURE #	REMOVE ALL BURRS AND SHARP EDGES		

UNITS ARE: INCHES [MM]  
TOLERANCES ARE:  
FRACTIONS DECIMALS ANGLES  
 $\pm 1/16"$  .X  $\pm .1$  [2,5]  $\pm ^\circ$   
.XX  $\pm .06$  [1,5]

(X.XXX) DENOTES CRITICAL DIMS.  
ALL THREADS ARE CRITICAL

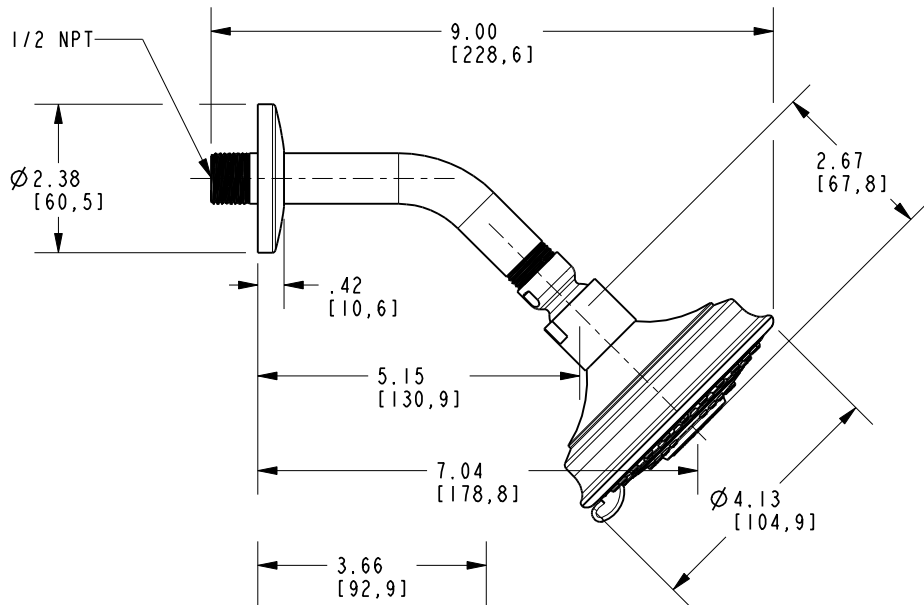
DRAWN	JINSON	04/28/21
CHECKED	R.S.	04/28/21
APPROVED	R.S.	04/28/21

**BRASSTECH** 2001 CARNEGIE AVE.  
INCORPORATED SANTA ANA, CA 92705  
(949) 417-5207

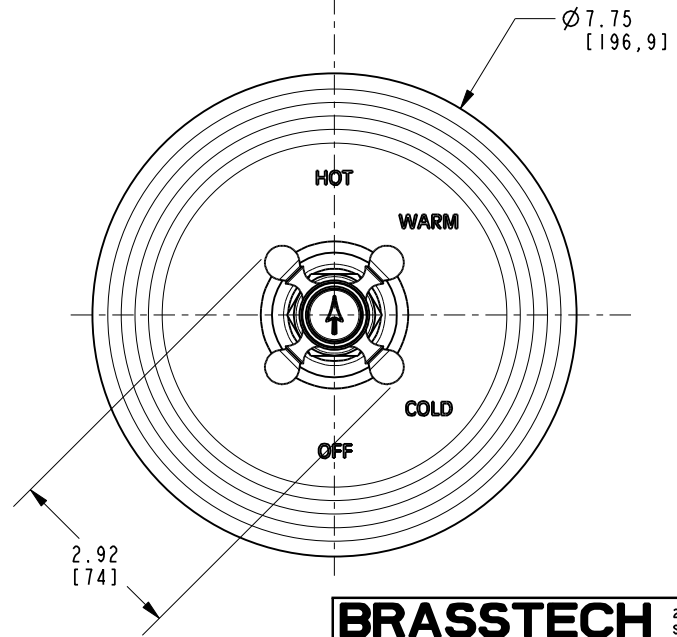
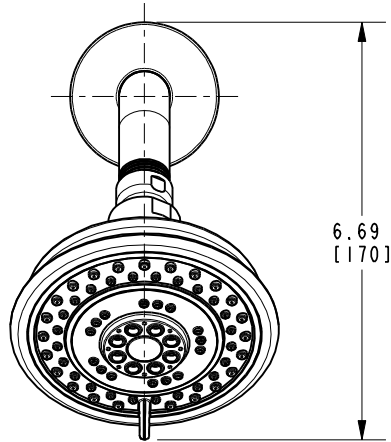
**TRIM KIT - BP SHOWER SET**

DWG NO. **3-924BP** REV **D**

SCALE .375 REF. - SHEET 1 OF 2



3.00 [76,2]  
AMOUNT OF STEM REQ.  
FROM FINISHED WALL



.75  
[19,2]

<b>BRASSTECH</b>		2001 E. CARNEGIE AVE. SANTA ANA, CA 92705 (949) 417-5207	
DWG NO.	3-924BP	REV	D
SCALE	.325	REF.	-
SHEET 2		OF 2	