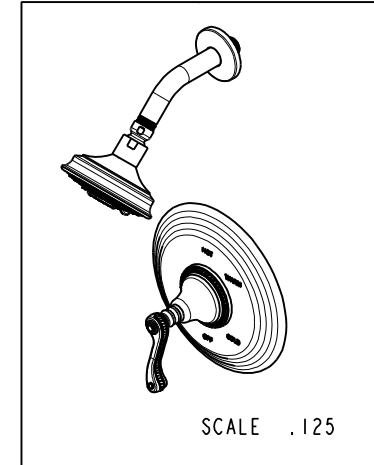
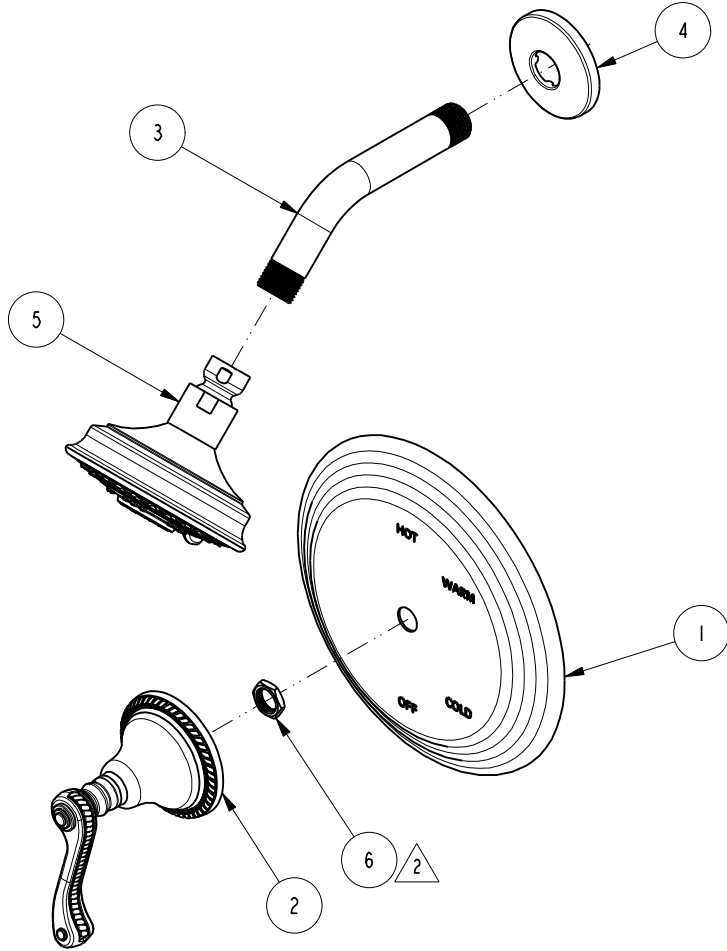


NOTES:

1. TO INSPECT ASSEMBLY, FOLLOW FIRST ARTICLE AND IN PROCESS INSPECTION SHEET.
2. SEAL NUT 10259 IN A PLASTIC BAG AND TAPE TO THE BACK OF THE TRIM PLATE.

**BILL OF MATERIAL (CURRENT LEVEL)**

ITEM	PT/ASSY	DESCRIPTION	TYPE	QTY.
1	2-225	BP COVER PLATE FOR SHOWER	ASSEMBLY	1
2	3-188H	HANDLE ASM - HOT	ASSEMBLY	1
3	200	SHOWER ARM 6" BRASS	PART	1
4	206	SHOWER ARM FLANGE	PART	1
5	2156	SHOWER HEAD, TRAD	ASSEMBLY	1
6	10259	HEX NUT 9/16 X 20 MADE	PART	1



ZONE	REV	DESCRIPTION	DATE	APPROVED
-	E	EN-4441	04/18/22	N.S.
-	D	EN-4300e	04/28/21	R.S.
-	C	EN-2802	09/02/14	-
-	B	EN-1745	08/22/11	-
-	A	EO-0224	07/01/03	-
-	-	RELEASED	PRE '95	-

COPYRIGHT 2005 BRASSTECH, INC. THESE DRAWINGS AND THE DESIGNS DEPICTED HEREIN ARE THE PROPRIETARY PROPERTY OF BRASSTECH. ANY USE OR REPRODUCTION IS SUBJECT TO THE EXPRESS APPROVAL OF BRASSTECH. UNAUTHORIZED USE IS STRICTLY PROHIBITED. ALL RIGHTS RESERVED.

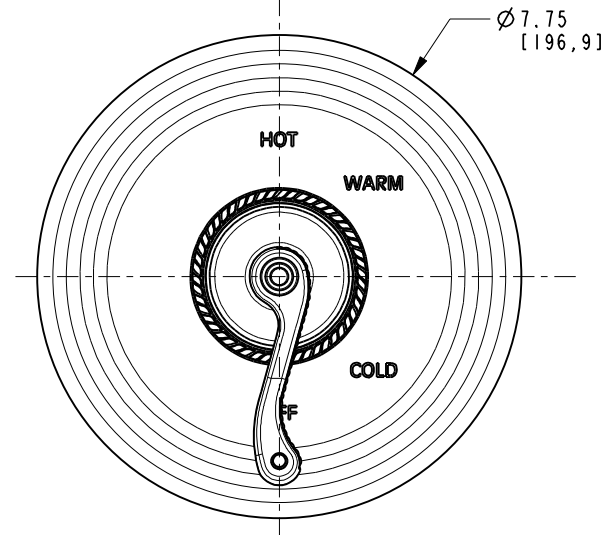
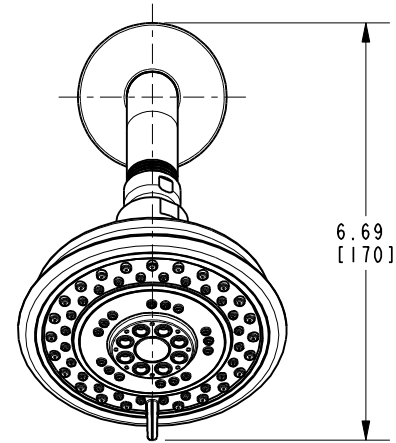
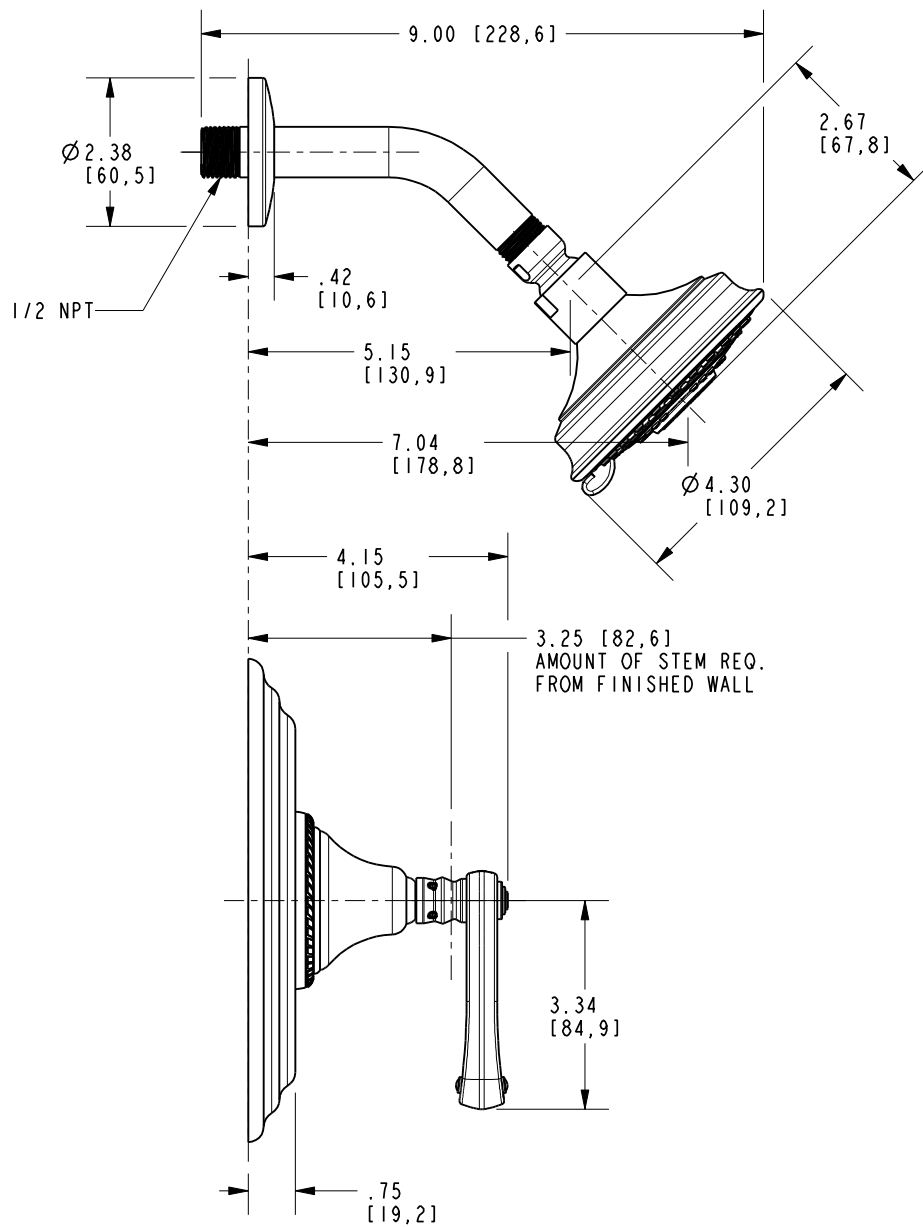
TESTING	ASSEMBLY	PLATING	POLISHING	MACHINING	TOOLING FIXTURE #	APPLICATION
-	-	-	-	-	-	REMOVE ALL BURRS AND SHARP EDGES
-	-	-	-	-	-	-
-	-	-	-	-	-	-
-	-	-	-	-	-	-
-	-	-	-	-	-	-

UNITS ARE: INCHES [MM]	
TOLERANCES ARE:	
FRACTIONS DECIMALS	ANGLES
±1/16"	±°
.X ±.1 [2,5]	
.XX ±.06 [1,5]	
(X.XXX) DENOTES CRITICAL DIMS.	
ALL THREADS ARE CRITICAL	
DRAWN	J.T. 04/18/22
CHECKED	N.S. 04/18/22
APPROVED	N.S. 04/18/22

**BRASSTECH** 2001 CARNEGIE AVE. SANTA ANA, CA 92705 (949) 417-5207  
INCORPORATED

**SHOWER SET W / BALANCE**

DWG NO.	3-984BP	REV	E
SCALE	.250	REF.	-
SHEET	1	OF	2



<b>BRASSTECH</b>		2001 E. CARNEGIE AVE. SANTA ANA, CA 92705 (949) 417-5207	
INCORPORATED			
DWG NO.	3-984BP	REV E	
SCALE	.325	REF.	-
		SHEET	2 OF 2