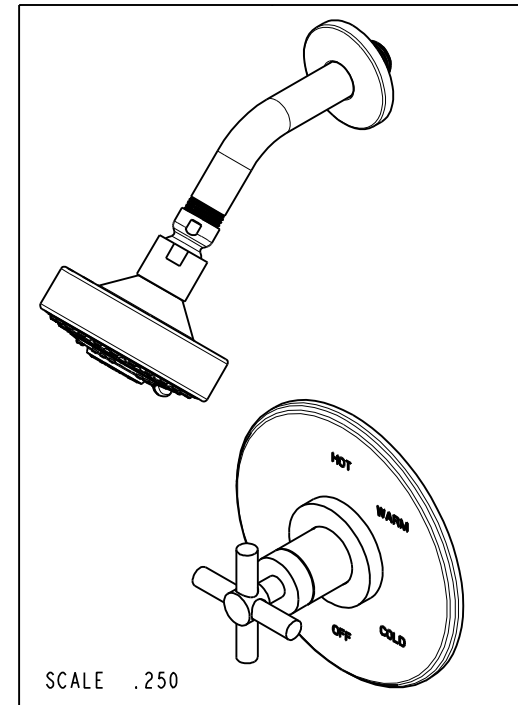
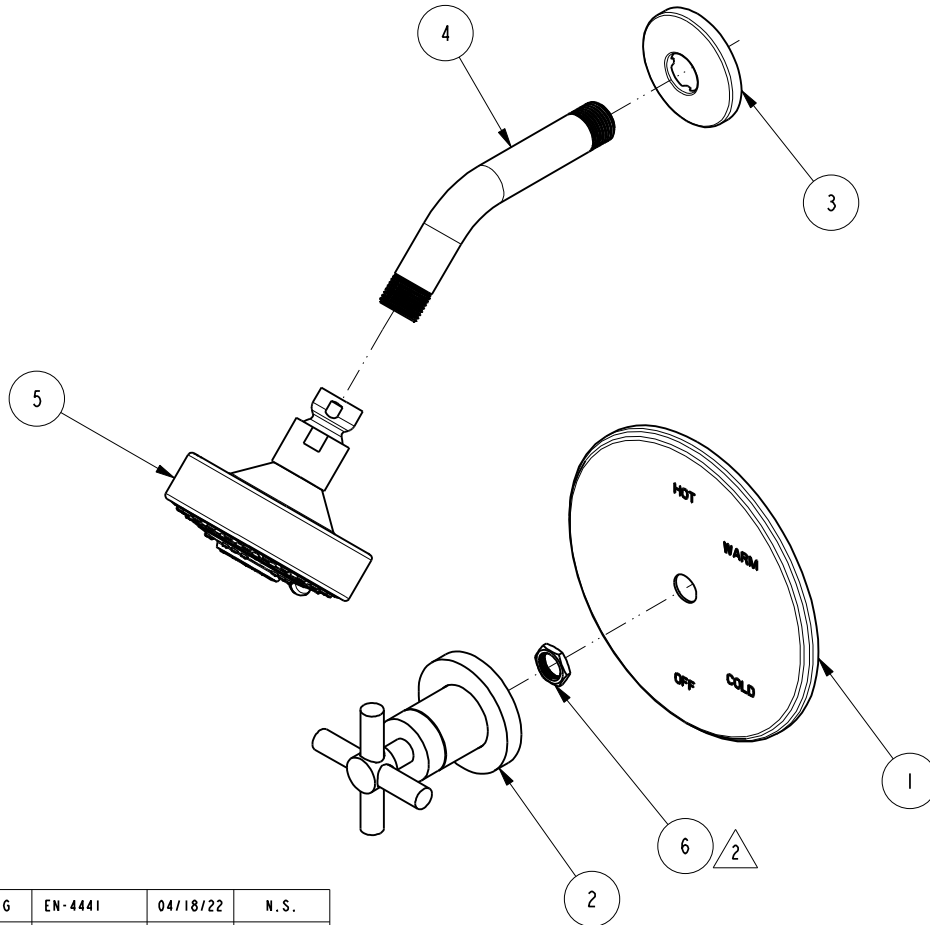


NOTES:

1. TO INSPECT ASSEMBLY, FOLLOW FIRST ARTICLE AND IN PROCESS INSPECTION SHEET.
2. SEAL NUT 10259 IN A PLASTIC BAG AND TAPE TO THE BACK OF THE TRIM PLATE.

**BILL OF MATERIAL (CURRENT LEVEL)**

ITEM	PT/ASSY	DESCRIPTION	TYPE	QTY.
1	2-439	COVERPLATE BP W/O DIVERTER	ASSEMBLY	1
2	3-227	HANDLE TRIM - STOP VALVE	ASSEMBLY	1
3	206	SHOWER ARM FLANGE	PART	1
4	200	SHOWER ARM 6" BRASS	PART	1
5	2155	SHOWER HEAD, CONTEMP	ASSEMBLY	1
6	10259	HEX NUT 9/16 X 20 MADE	PART	1



-	G	EN-4441	04/18/22	N.S.
-	F	EN-4300e	04/28/21	R.S.
-	E	EN-2802	09/09/14	-
-	D	EN-1745	08/22/11	-
-	C	EN-1544	04/28/10	-
-	B	EN-1167	12/19/08	-
-	A	-	-	-
-	-	RELEASED	-	-
ZONE	REV	DESCRIPTION	DATE	APPROVED

COPYRIGHT 2005 BRASSTECH, INC. THESE DRAWINGS AND THE DESIGNS DEPICTED HEREIN ARE THE PROPRIETARY PROPERTY OF BRASSTECH. ANY USE OR REPRODUCTION IS SUBJECT TO THE EXPRESS APPROVAL OF BRASSTECH. UNAUTHORIZED USE IS STRICTLY PROHIBITED. ALL RIGHTS RESERVED.

TESTING	-	-	-
ASSEMBLY	-	-	-
PLATING	-	-	-
POLISHING	-	NEXT ASSY	USED ON
MACHINING	-	APPLICATION	
TOOLING FIXTURE #	REMOVE ALL BURRS AND SHARP EDGES		

UNITS ARE: INCHES [MM]  
TOLERANCES ARE:  
FRACTIONS DECIMALS ANGLES  
±1/16" .X ±.1 [2.5] ±°  
.XX ±.06 [1.5]

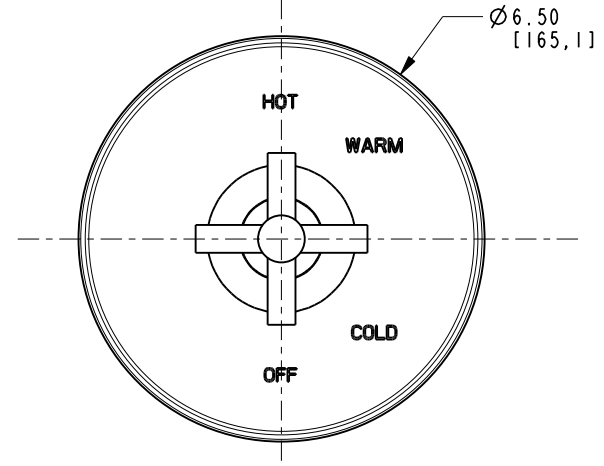
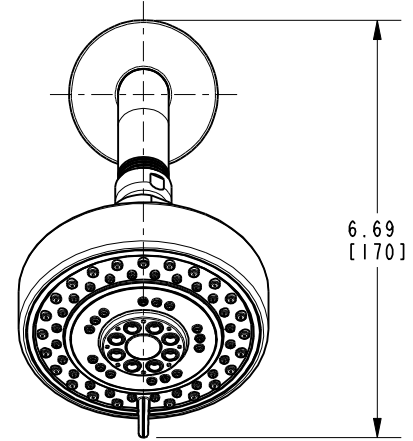
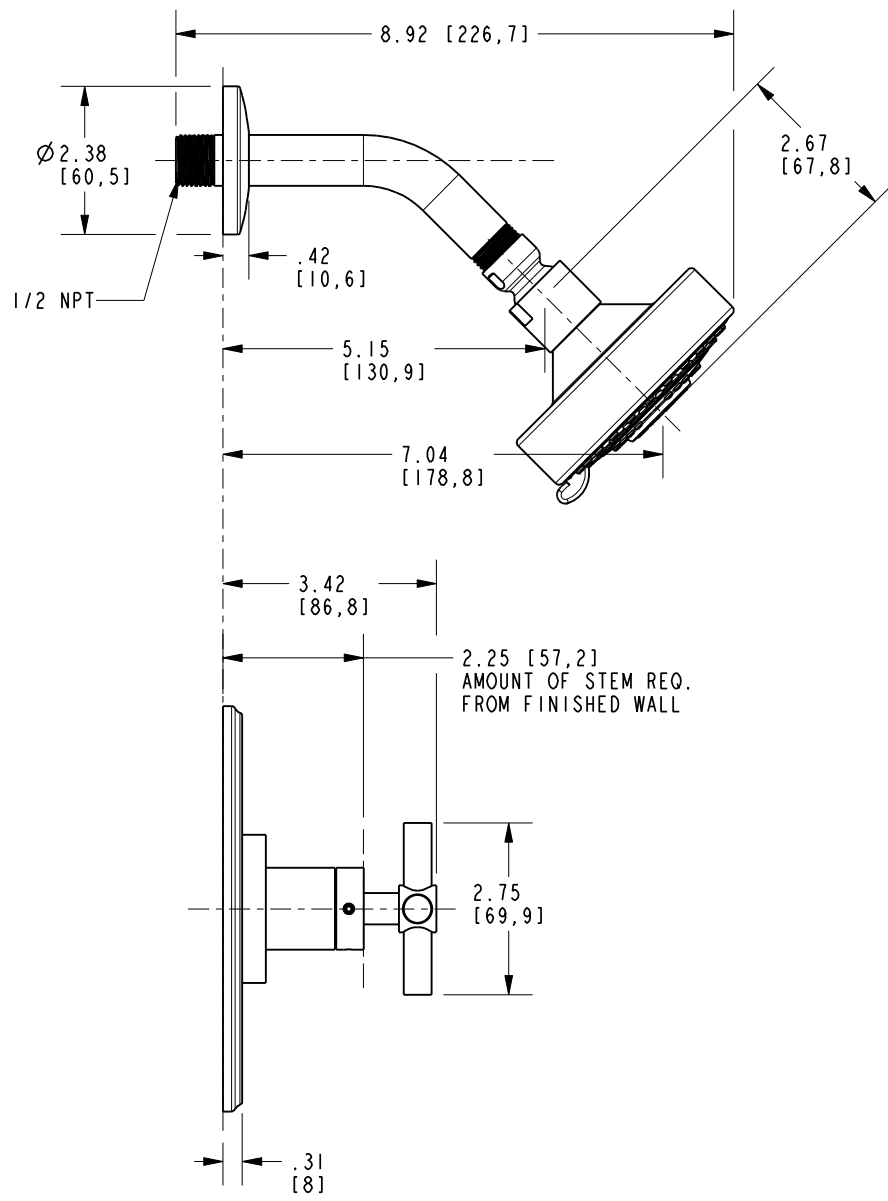
(X.XXX) DENOTES CRITICAL DIMS.  
ALL THREADS ARE CRITICAL

DRAWN	J.T.	04/18/22
CHECKED	N.S.	04/18/22
APPROVED	N.S.	04/18/22

**BRASSTECH** 2001 CARNEGIE AVE.  
INCORPORATED SANTA ANA, CA 92705  
(949) 417-5207

TRIM KIT - 3-994BP

DWG NO.	3-994BP	REV	G
SCALE	.275	REF.	-
SHEET	1	OF	2



<b>BRASSTECH</b>		2001 E. CARNEGIE AVE. SANTA ANA, CA 92705 (949) 417-5207	
DWG NO.	3-994BP	REV	G
SCALE	.325	REF.	-
SHEET 2		OF 2	