

4

3

2

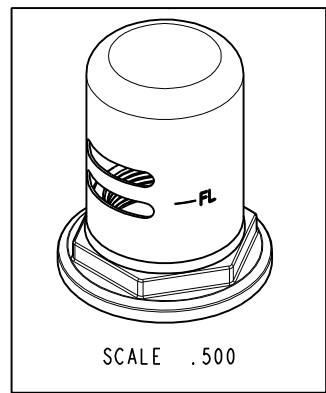
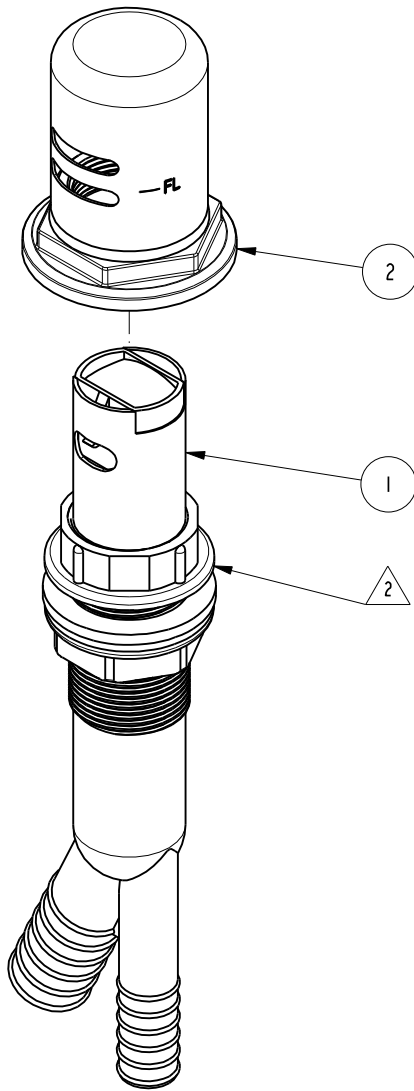
1

NOTES:

- 1. FIT / FORM / FUNCTION SHALL FOLLOW PS-E.008.
- 2. REMOVE AND DISCARD THIS PLASTIC NUT.

BILL OF MATERIAL (CURRENT LEVEL)

ITEM	PT/ASSY	DESCRIPTION	TYPE	QTY.
1	5-034	AIR GAP BODY	ASSEMBLY	1
2	3220-5751	AIR CAP ASM	ASSEMBLY	1



D

D

C

C

B

B

A

A

COPYRIGHT 2005 BRASSTECH, INC.
 THESE DRAWINGS AND THE DESIGNS
 DEPICTED HEREIN ARE THE PROPRIETARY
 PROPERTY OF BRASSTECH. ANY USE
 OR REPRODUCTION IS SUBJECT TO
 THE EXPRESS APPROVAL OF BRASSTECH.
 UNAUTHORIZED USE IS STRICTLY
 PROHIBITED. ALL RIGHTS RESERVED.

ZONE	REV	DESCRIPTION	DATE	APPROVED
-	-	EN-3443	09/17/18	J.M.

TESTING	ASSEMBLY	PLATING	POLISHING	MACHINING	TOOLING	FIXTURE #	APPLICATION
-	-	-	-	-	-	-	REMOVE ALL BURRS AND SHARP EDGES

UNITS ARE: INCHES [MM]	
TOLERANCES ARE:	
FRACTIONS DECIMALS	ANGLES
±1/16"	±1°
.X ±.1 [2.5]	
.XX ±.06 [1.5]	
(X.XXX) DENOTES CRITICAL DIMS. ALL THREADS ARE CRITICAL	
DRAWN	JINSON 09/17/18
CHECKED	J.M. 09/17/18
APPROVED	J.M. 09/17/18

BRASSTECH 2001 CARNEGIE AVE.
 INCORPORATED SANTA ANA, CA 92705
 (949) 417-5207

AIR GAP ASM

DWG NO. **3220-5711** REV -

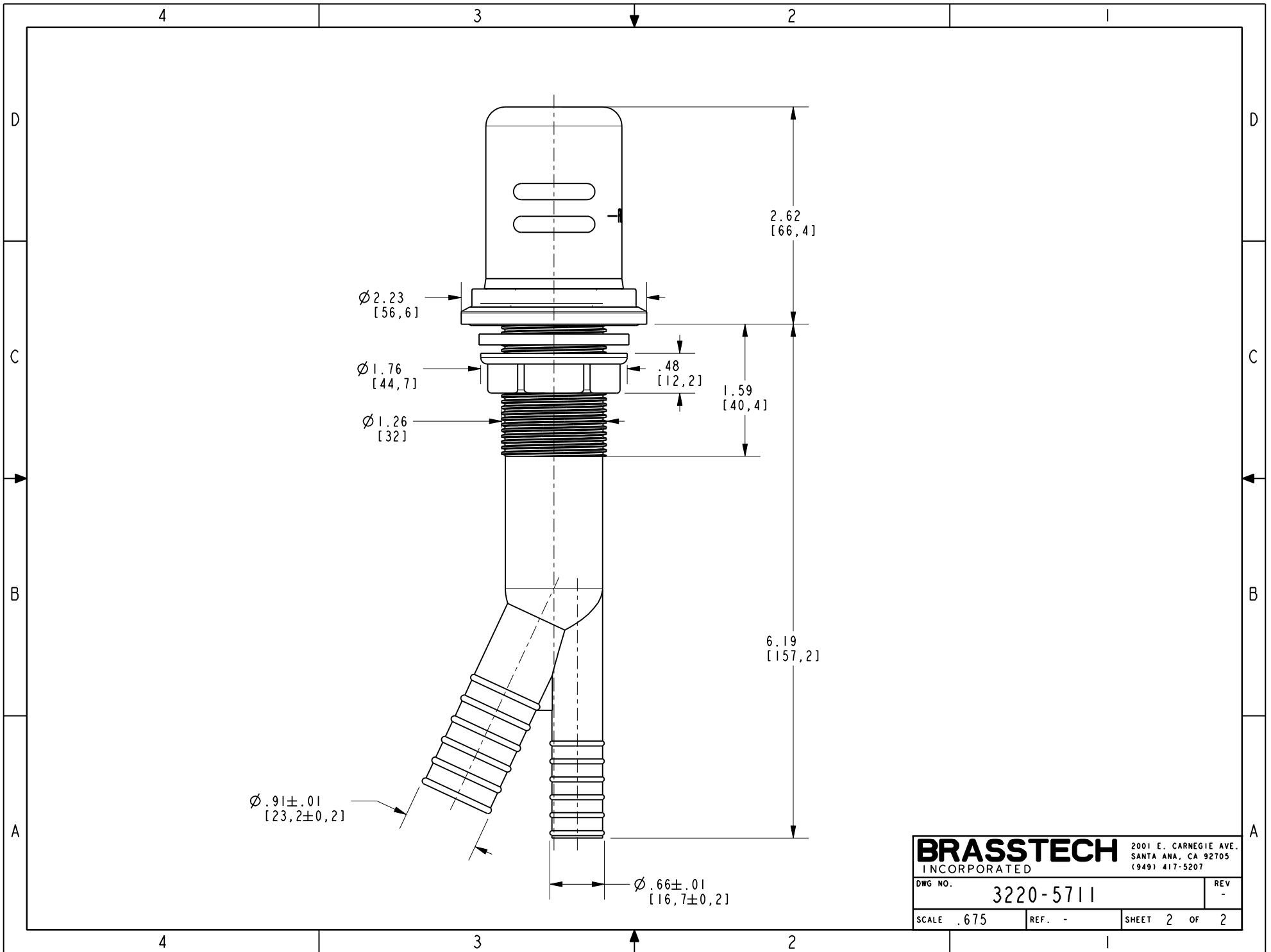
SCALE .500 REF. - SHEET 1 OF 2

4

3

2

1



BRASSTECH		2001 E. CARNEGIE AVE.	
INCORPORATED		SANTA ANA, CA 92705	
DWG NO. 3220-5711		REV -	
SCALE .675	REF. -	SHEET 2 OF 2	