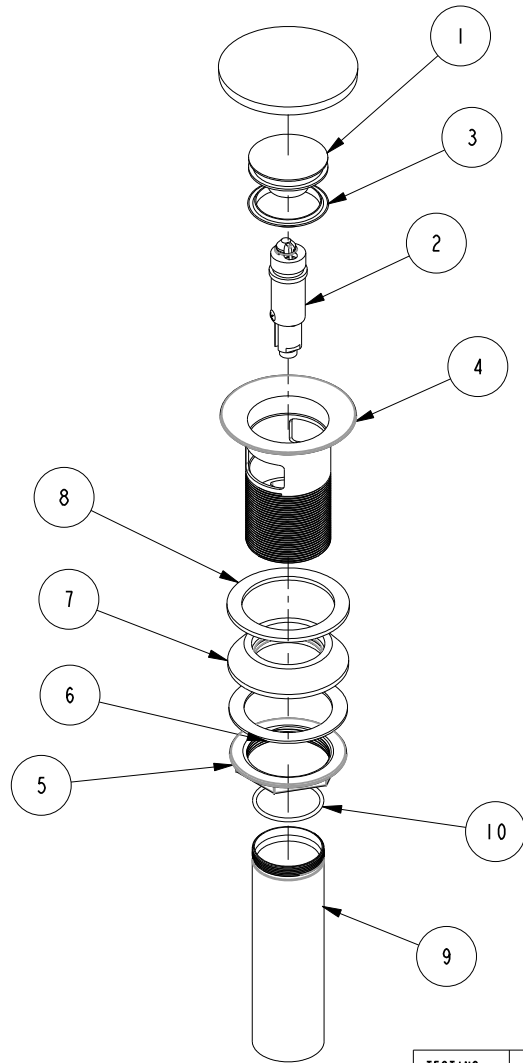
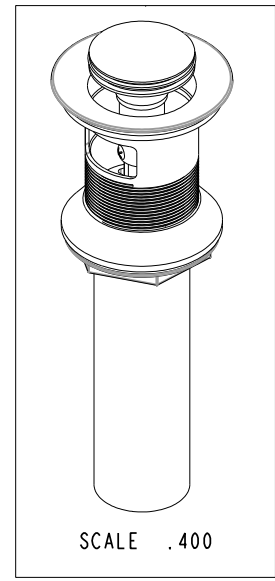


NOTES:

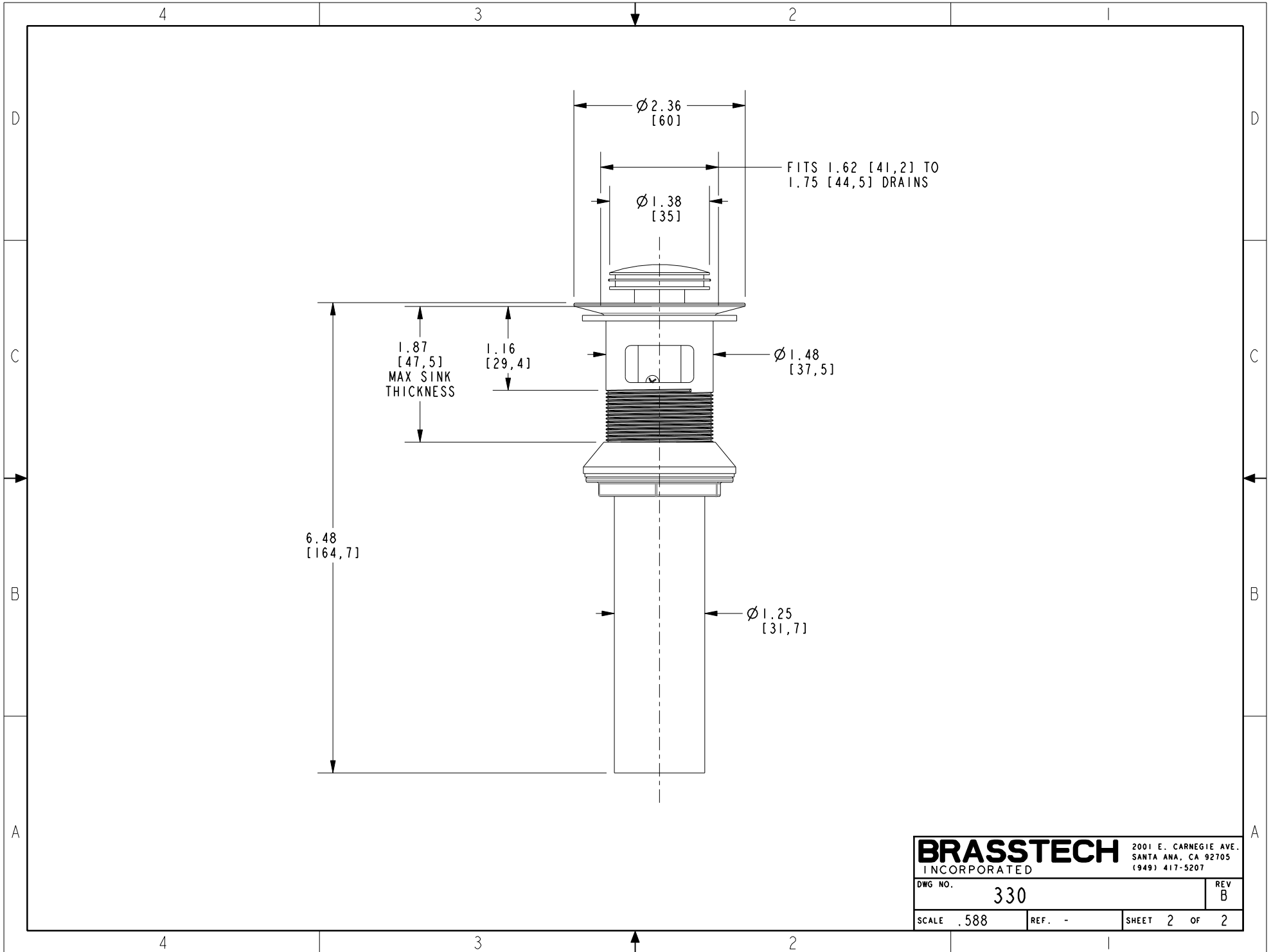
- (NI) 1. TO INSPECT ASSEMBLY, FOLLOW FIRST ARTICLE AND IN PROCESS INSPECTION SHEET.



| BILL OF MATERIAL (CURRENT LEVEL) | | | | |
|----------------------------------|---------|------------------|----------|------|
| ITEM | PT/ASSY | DESCRIPTION | TYPE | QTY. |
| 1 | 12587 | DRAIN CAP | PART | 1 |
| 2 | 1-708 | ACTUATOR ASM | ASSEMBLY | 1 |
| 3 | 91696 | GASKET | PART | 1 |
| 4 | 20-284 | FLANGE ASM | ASSEMBLY | 1 |
| 5 | 92858 | LOCK NUT | PART | 1 |
| 6 | 91705 | WASHER | PART | 1 |
| 7 | 91698 | CONE SEAL | PART | 1 |
| 8 | 91641 | FLANGE WASHER | PART | 1 |
| 9 | 12588 | LOWER WASTE TUBE | PART | 1 |
| 10 | 91699 | O-RING | PART | 1 |



| | | | | | | | | | | | | | | | | | | | |
|-------------------------------------------------------------------------------------------------------------------|-----|-------------|----------|----------|--------------------------------------------------------------------------------------------------------------------------------------------------------------------------------------------------------------------------------------------------------------------------------------|--|--|--|--|-----------------------------------------------------------------------------------------------------------------------------------------------------------------------------------------------------------------------------------------------------------------------------------------|--|--|--|--|--------------------------------------------------------------------------------------------------------------------------------------------------------------------------------|--|--|--|--|
| TESTING - - - ASSEMBLY - - - PLATING - - - POLISHING - - - MACHINING - - - TOOLING FIXTURE # - - - | | | | | - - - - - - - - - - - - - - - REMOVE ALL BURRS AND SHARP EDGES | | | | | UNITS ARE: INCHES [MM] TOLERANCES ARE: FRACTIONS DECIMALS ANGLES $\pm 1/16"$.X $\pm .1$ [2.5] $\pm 1^\circ$.XX $\pm .06$ [1.5] (X.XXX) DENOTES CRITICAL DIMS. ALL THREADS ARE CRITICAL DRAWN H. LE 10/26/16 CHECKED V. VU 10/26/16 APPROVED V. VU 10/26/16 | | | | | BRASSTECH 2001 CARNEGIE AVE. INCORPORATED SANTA ANA, CA 92705 (949) 417-5207 DRAIN, PUSH DOWN, W/ OVERFLOW DWG NO. 330 SCALE .300 REF. - SHEET 1 OF 2 | | | | |
| - | B | EN-430011 | 10/22/21 | N.S. | COPYRIGHT 2005 BRASSTECH, INC. THESE DRAWINGS AND THE DESIGNS DEPICTED HEREIN ARE THE PROPRIETARY PROPERTY OF BRASSTECH. ANY USE OR REPRODUCTION IS SUBJECT TO THE EXPRESS APPROVAL OF BRASSTECH. UNAUTHORIZED USE IS STRICTLY PROHIBITED. ALL RIGHTS RESERVED. | | | | | | | | | | | | | | |
| - | A | EN-3563 | 03/26/18 | V.V. | | | | | | | | | | | | | | | |
| - | - | EN-3152 | 10/26/16 | V.V. | | | | | | | | | | | | | | | |
| ZONE | REV | DESCRIPTION | DATE | APPROVED | | | | | | | | | | | | | | | |



| | | | |
|------------------|--------|-----------------------|------|
| BRASSTECH | | 2001 E. CARNEGIE AVE. | |
| INCORPORATED | | SANTA ANA, CA 92705 | |
| | | (949) 417-5207 | |
| DWG NO. | 330 | REV | B |
| SCALE .588 | REF. - | SHEET 2 | OF 2 |