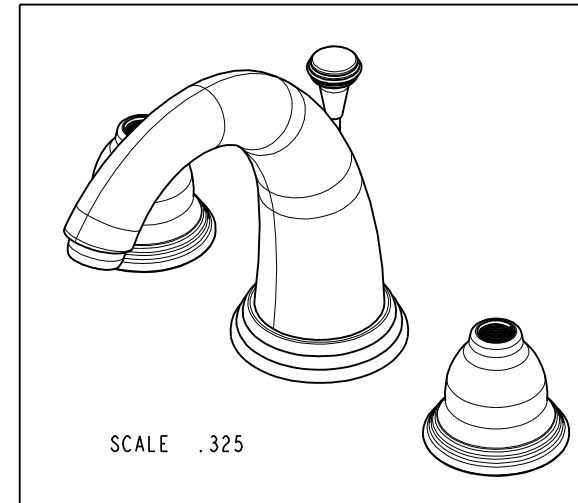
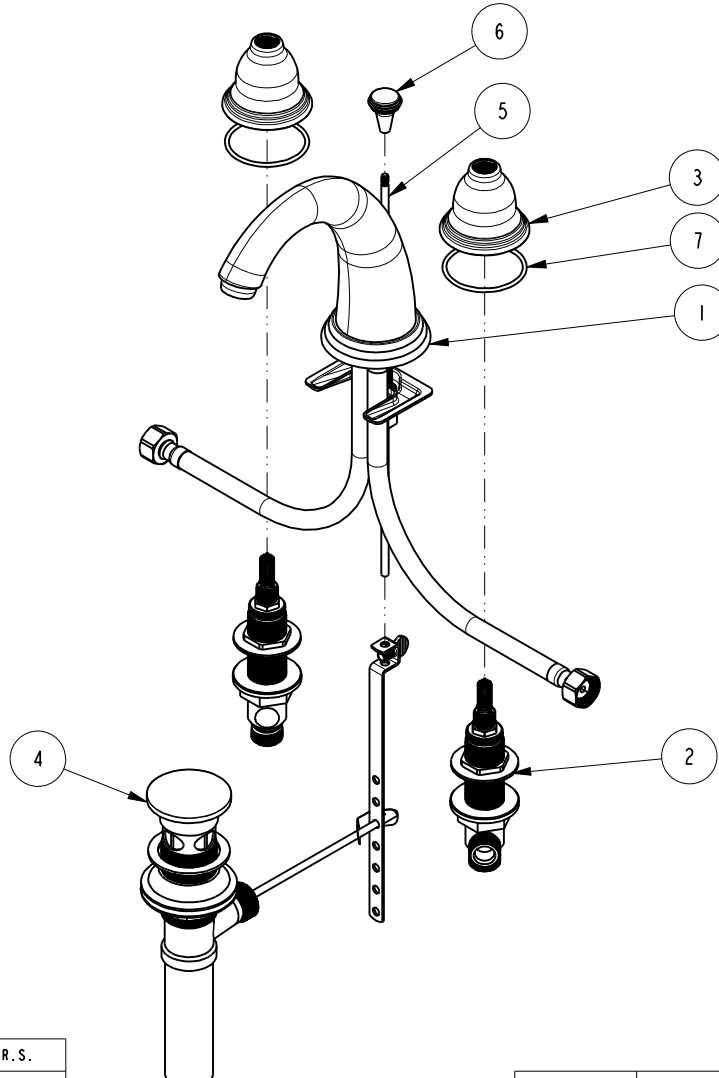


NOTES:

1. TO INSPECT ASSEMBLY, FOLLOW FIRST ARTICLE AND IN PROCESS INSPECTION SHEET.

BILL OF MATERIAL (CURRENT LEVEL)

ITEM	PT/ASSY	DESCRIPTION	TYPE	QTY.
1	3-351	W/S SPOUT	ASSEMBLY	1
2	1-525	W/S VALVE ASM	ASSEMBLY	1
3	10016	ESCUTCHEON BELL	PART	2
4	325	POP UP ASSEMBLY	ASSEMBLY	1
5	10288	3/16" POP UP ROD	PART	1
6	10021	POP-UP KNOB	PART	1
7	91753	O-RING, # 2-136, EP, 50 DURO - GREY	PART	2



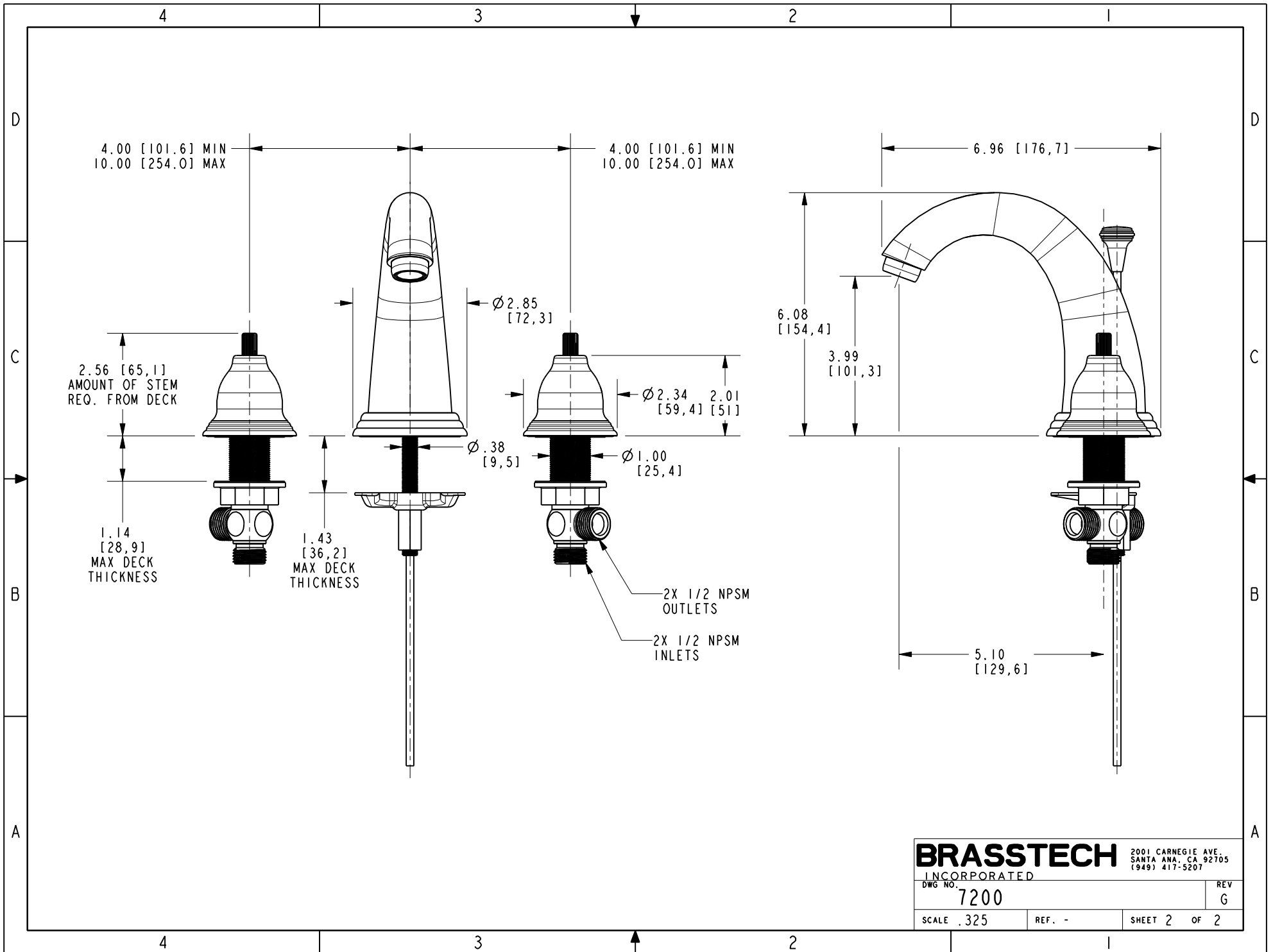
ZONE	REV	DESCRIPTION	DATE	APPROVED
-	G	EN-4300m	11/10/20	R.S.
-	F	EN-3722	02/08/19	C.G.
-	E	EN-2348b	12/19/13	-
-	D	EN-2553	07/02/13	-
-	C	EN-1616	09/13/10	-
-	B	EO-1042	07/08/08	-
-	A	EO-0122	12/16/02	-

COPYRIGHT 2005 BRASSTECH, INC. THESE DRAWINGS AND THE DESIGNS DEPICTED HEREIN ARE THE PROPRIETARY PROPERTY OF BRASSTECH. ANY USE OR REPRODUCTION IS SUBJECT TO THE EXPRESS APPROVAL OF BRASSTECH. UNAUTHORIZED USE IS STRICTLY PROHIBITED. ALL RIGHTS RESERVED.

TESTING	ASSEMBLY	PLATING	POLISHING	MACHINING	TOOLING FIXTURE #	APPLICATION
-	-	-	-	-	-	REMOVE ALL BURRS AND SHARP EDGES
-	-	-	-	-	-	-
-	-	-	-	-	-	-
-	-	-	-	-	-	-
-	-	-	-	-	-	-

UNITS ARE: INCHES [MM]		
TOLERANCES ARE:		
FRACTIONS	DECIMALS	ANGLES
±1/16"	.X ±.1 [2,5]	±°
	.XX ±.06 [1,5]	
(X.XXX) DENOTES CRITICAL DIMS. ALL THREADS ARE CRITICAL		
DRAWN	JINSON	11/10/20
CHECKED	R.S.	11/10/20
APPROVED	R.S.	11/10/20

BRASSTECH		2001 CARNEGIE AVE. SANTA ANA, CA 92705 (949) 417-5207	
INCORPORATED			
WIDESPREAD ASM			
DWG NO. 7200		REV G	
SCALE .200	REF. -	SHEET 1	OF 2



BRASSTECH		2001 CARNEGIE AVE. SANTA ANA, CA 92705 (949) 417-5207	
INCORPORATED			
DWG NO.	7200	REV	G
SCALE .325	REF. -	SHEET 2 OF 2	