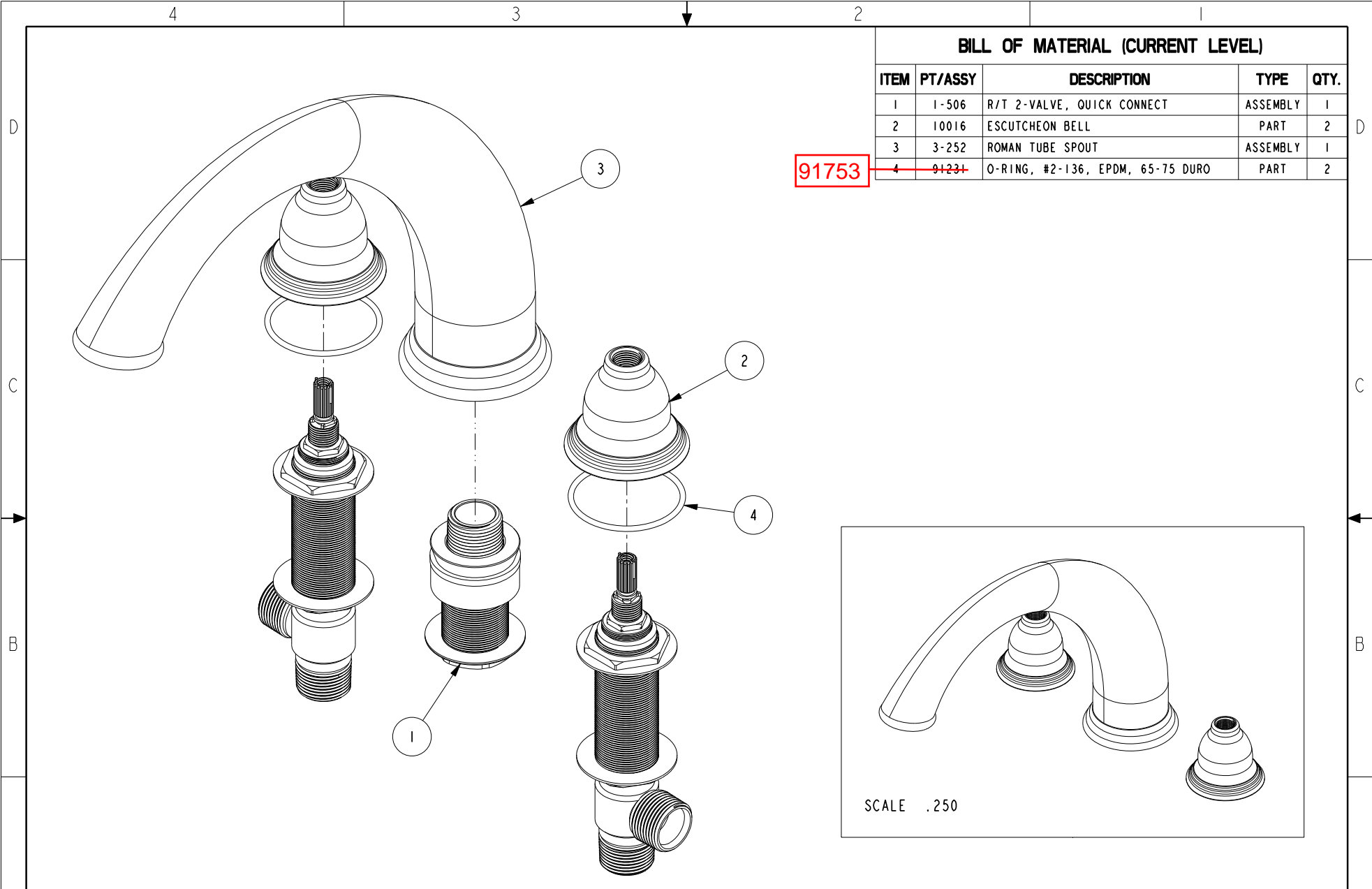


BILL OF MATERIAL (CURRENT LEVEL)

ITEM	PT/ASSY	DESCRIPTION	TYPE	QTY.
1	1-506	R/T 2-VALVE, QUICK CONNECT	ASSEMBLY	1
2	10016	ESCUTCHEON BELL	PART	2
3	3-252	ROMAN TUBE SPOUT	ASSEMBLY	1
4	91231	O-RING, #2-136, EPDM, 65-75 DURO	PART	2

91753



REV C EN-3722 02/08/2019 CG

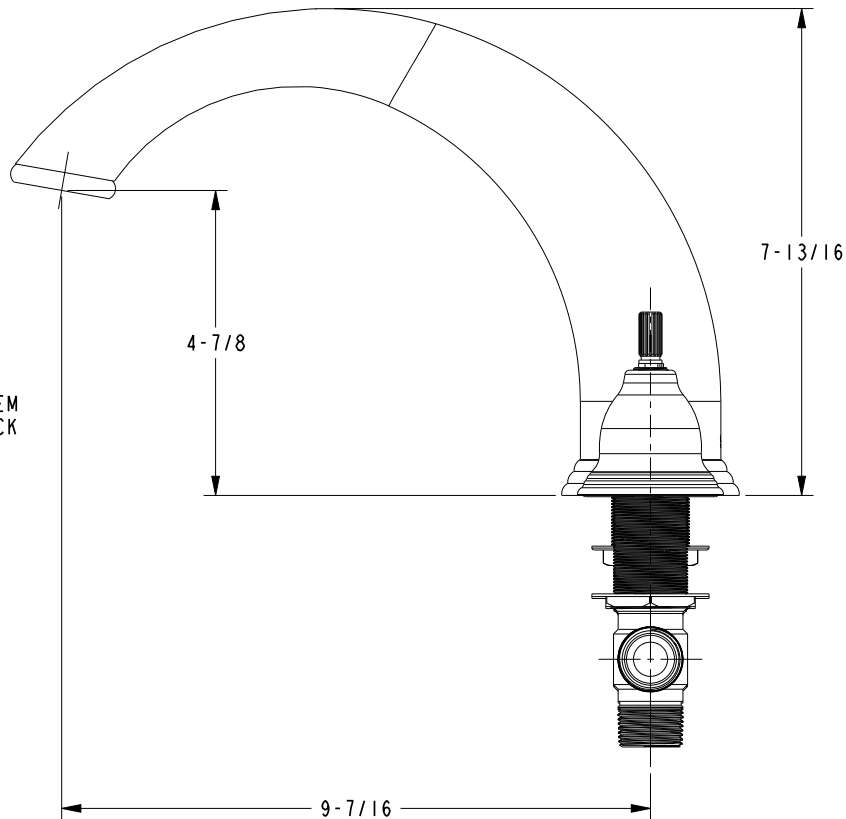
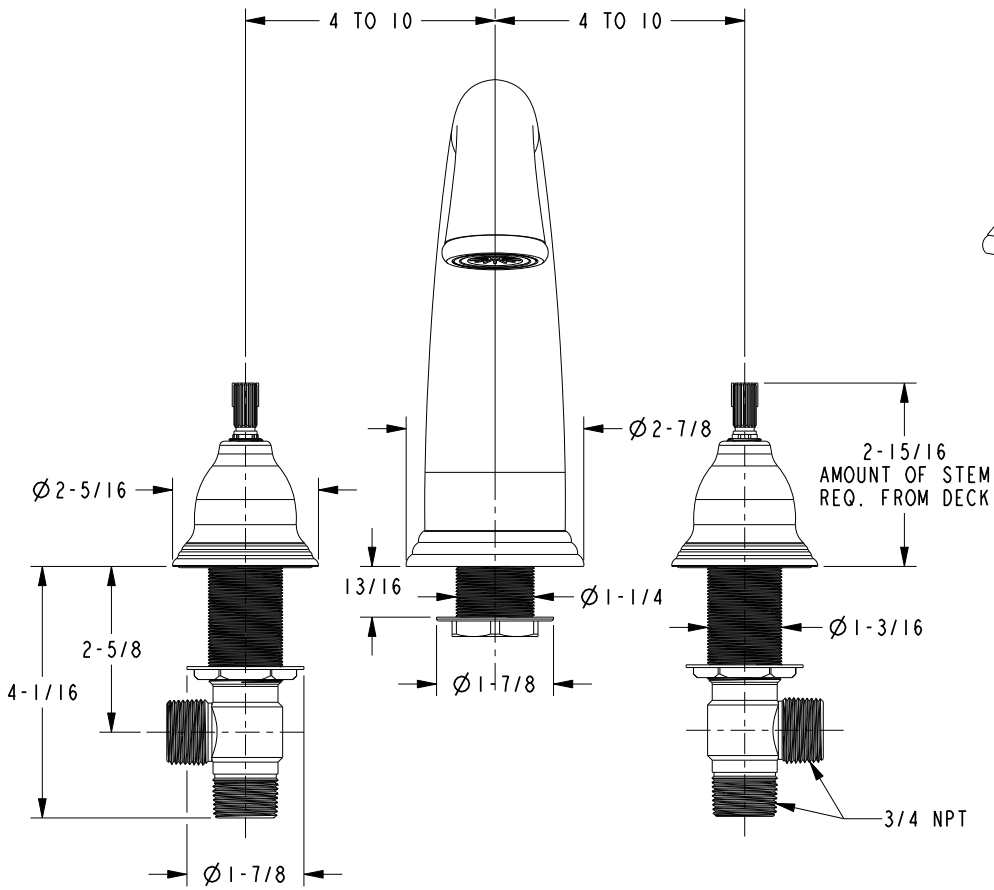
COPYRIGHT 2005 BRASSTECH, INC. THESE DRAWINGS AND THE DESIGNS DEPICTED HEREIN ARE THE PROPRIETARY PROPERTY OF BRASSTECH. ANY USE OR REPRODUCTION IS SUBJECT TO THE EXPRESS APPROVAL OF BRASSTECH. UNAUTHORIZED USE IS STRICTLY PROHIBITED. ALL RIGHTS RESERVED.

BRASSTECH
INCORPORATED
2001 CARNEGIE AVE.
SANTA ANA, CA 92705
(949) 417-5207

ROMAN TUB SET

ASSY. NO.	7206	B	EN-2348b	12/20/13
SCALE	.400	A	EN-2032	01/07/13
REF.	-	-	RELEASED	05/30/02
SHEET	1 OF 2	REV	REV DESC	DATE

SPECIFICATION DWG



DIMENSIONS ARE IN INCHES AND AN APPROXIMATION OF A TYPICAL INSTALLATION

COPYRIGHT 2005 BRASSTECH, INC. THESE DRAWINGS AND THE DESIGNS DEPICTED HEREIN ARE THE PROPRIETARY PROPERTY OF BRASSTECH. ANY USE OR REPRODUCTION IS SUBJECT TO THE EXPRESS APPROVAL OF BRASSTECH. UNAUTHORIZED USE IS STRICTLY PROHIBITED. ALL RIGHTS RESERVED.

BRASSTECH		2001 CARNEGIE AVE. SANTA ANA, CA 92705 (949) 417-5207
DWG NO.	7206	REV B
SCALE .325	REF. -	SHEET 2 OF 2