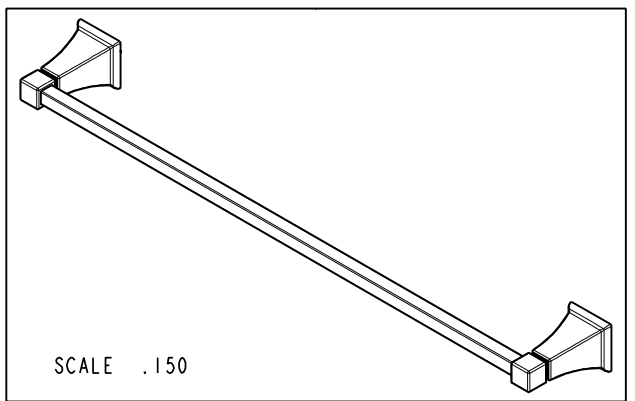


NOTES:

- 1. FIT / FORM / FUNCTION SHALL FOLLOW PS-E.008.
- 2. APPLY 242 LOCTITE.

BILL OF MATERIAL (CURRENT LEVEL)

ITEM	PT/ASSY	DESCRIPTION	TYPE	QTY.
1	CCDB0155	ESCUTCHEON	PART	2
2	CCDB0156	BASE	PART	2
3	CTCP0256	INSERT	PART	2
4	CCPB0115	TOWEL BAR	PART	1
5	CTST0051	SCREW	PART	2
6	92181	SCRW, M5 X 10 SKT HD FLT PT SS	PART	2
7	CTST0116	SCREW	PART	2
8	CCOT0002	HEX KEY	PART	1
9	I-362	MOUNTING KIT	ASSEMBLY	2



ZONE	REV	DESCRIPTION	DATE	APPROVED
-	B	EN-3463	11/14/17	J.M.
-	A	EN-3179	10/30/16	V.V.
-	-	EN-2741	08/27/14	V.V.

COPYRIGHT 2005 BRASSTECH, INC. THESE DRAWINGS AND THE DESIGNS DEPICTED HEREIN ARE THE PROPRIETARY PROPERTY OF BRASSTECH. ANY USE OR REPRODUCTION IS SUBJECT TO THE EXPRESS APPROVAL OF BRASSTECH. UNAUTHORIZED USE IS STRICTLY PROHIBITED. ALL RIGHTS RESERVED.

TESTING	ASSEMBLY	PLATING	POLISHING	MACHINING	TOOLING FIXTURE #
-	-	-	-	-	-
				APPLICATION	REMOVE ALL BURRS AND SHARP EDGES

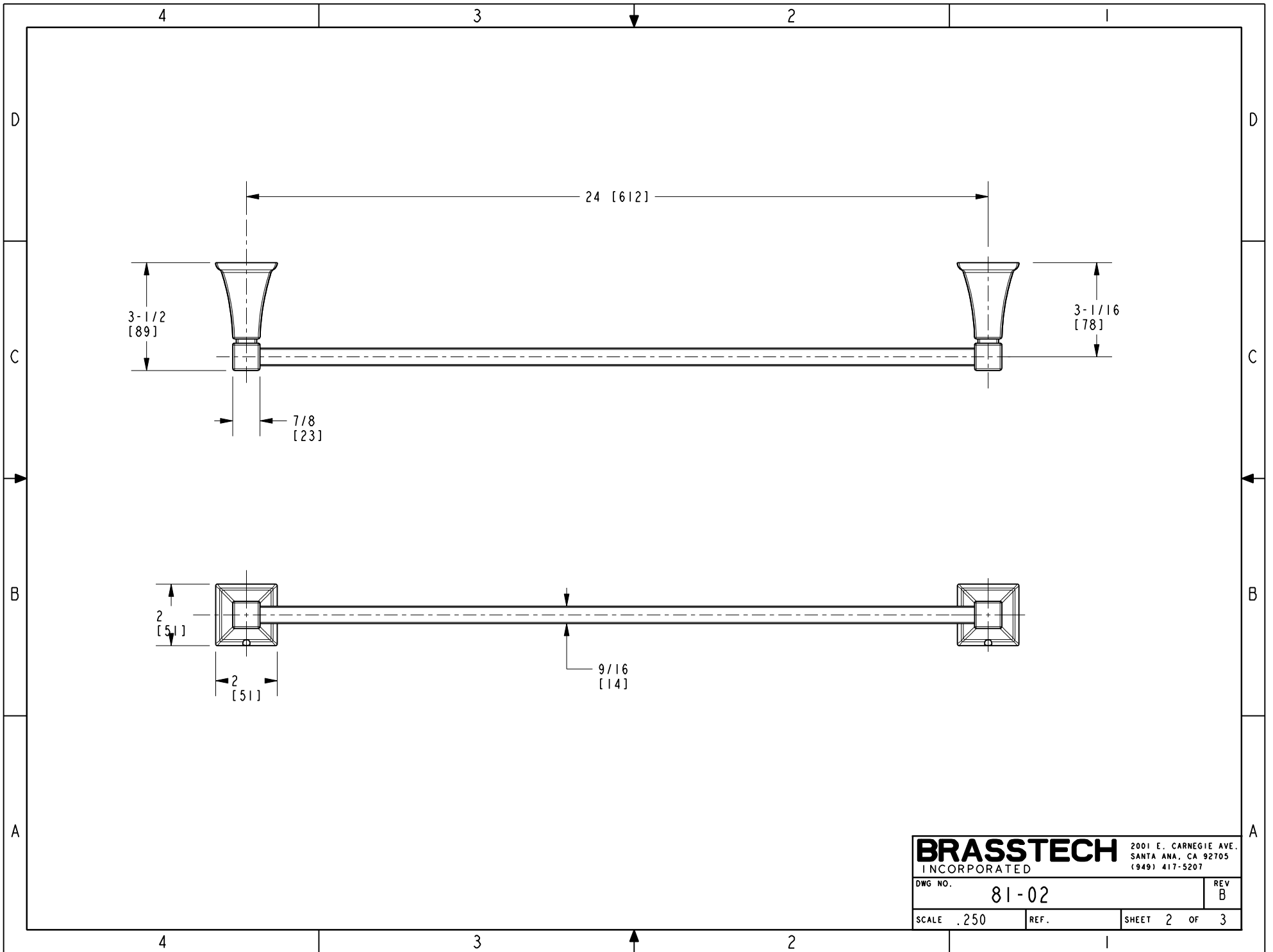
UNITS ARE: INCHES [MM]
 TOLERANCES ARE:
 FRACTIONS DECIMALS ANGLES
 $\pm 1/16"$.X $\pm .1$ [2.5] $\pm 1^\circ$
 .XX $\pm .06$ [1.5]
 (X.XXX) DENOTES CRITICAL DIMS.
 ALL THREADS ARE CRITICAL
 DRAWN JINSON 11/14/17
 CHECKED C.G. 11/14/17
 APPROVED J.M. 11/14/17

BRASSTECH 2001 CARNEGIE AVE. SANTA ANA, CA 92705 (949) 417-5207
 INCORPORATED

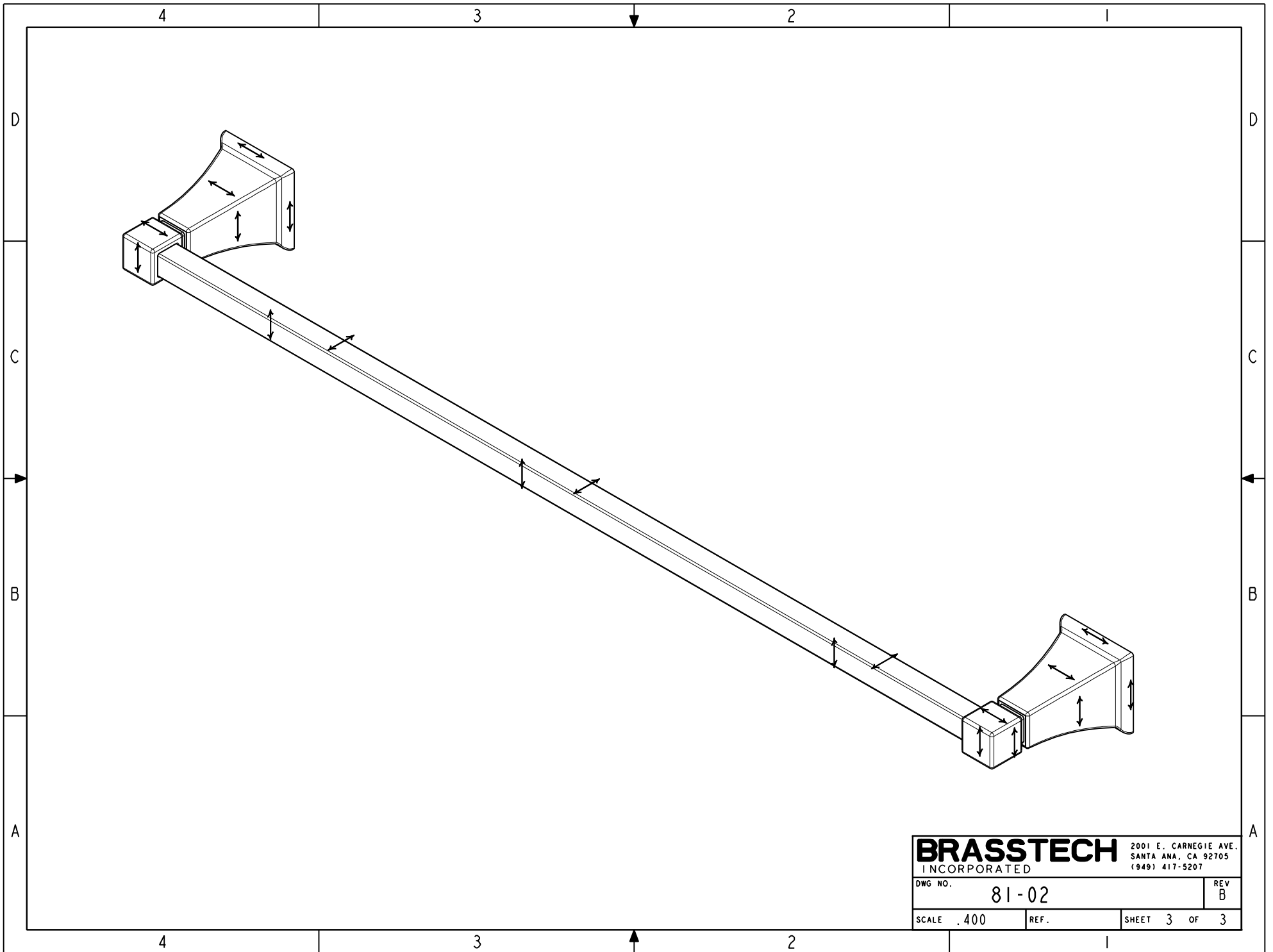
24" TOWEL BAR

DWG NO. 81-02 REV B

SCALE .250 REF. SHEET 1 OF 3



BRASSTECH		2001 E. CARNEGIE AVE.	
INCORPORATED		SANTA ANA, CA 92705	
DWG NO. 81-02		REV B	
SCALE .250	REF.	SHEET 2 OF 3	



BRASSTECH		2001 E. CARNEGIE AVE.	
INCORPORATED		SANTA ANA, CA 92705	
DWG NO. 81-02		REV B	
SCALE .400	REF.	SHEET 3 OF 3	