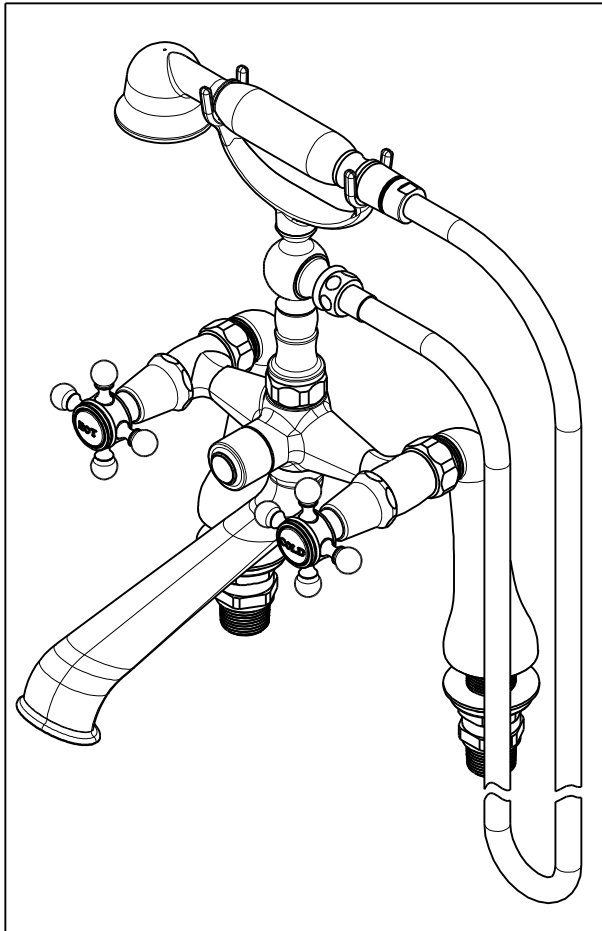


NOTES:

1. TO INSPECT ASSEMBLY, FOLLOW FIRST ARTICLE AND IN PROCESS INSPECTION SHEET.



BILL OF MATERIAL (CURRENT LEVEL)

ITEM	PT/ASSY	DESCRIPTION	TYPE	QTY.
1	12894	BODY - FOR 933,934	PART	1
2	2-220	RISER ASM	ASSEMBLY	1
3	284_	59 IN. SPIRAL SHOWER HOSE	ASSEMBLY	1
4	281	HANDSHOWER ASM	ASSEMBLY	1
5	12585	SPOUT	PART	1
6	91022	O-RING, #2- 018, EPDM, 65-75 DURO, NSF 61	PART	1
7	1-326	W/S CARTRIDGE FRICTION - HOT	PART	1
8	1-325	W/S CARTRIDGE FRICTION - COLD	PART	1
9	12259	HANDLE BONNET - TUB FILLER	PART	2
10	12062	ADAPTER - 20-T X 16-T	PART	2
11	92539	SCRW, M4X22 FLAT HD SOCKET HD CAP	PART	2
12	2-141	HANDLE ONLY, HOT	ASSEMBLY	1
13	2-142	HANDLE ONLY, COLD	ASSEMBLY	1
14	10442	SEAT FOR CARTRIDGE	PART	2
15	91020	O-RING, #2-016, EPDM, 65-75 DURO, NSF 61	PART	2
16	10332	HEX NUT	PART	2
17	91039	WSHR, .625 ID X 1.00 OD X .125 THK, RUBBER	PART	2
18	10336	LEG - LEFT	PART	1
19	10335	LEG - RIGHT	PART	1
20	1-049	MOUNTING HARDWARE	ASSEMBLY	1
21	20-260	DIVERTER ASM	ASSEMBLY	1
22	20-259	DIVERTER ASM	ASSEMBLY	1
23	13313	DIVERTER BUTTON	PART	1

ZONE	REV	DESCRIPTION	DATE	APPROVED
-	J	EN-4300h	01/05/21	R.S.
-	H	EN-3565A	01/22/20	C.G.
-	G	EN-3488	12/08/17	J.M.
-	F	EN-3447	10/27/17	V.V.
-	E	EN-3150o	05/18/17	J.M.
-	D	EN-3224	01/03/17	AN
-	C	EN-3160	10/25/16	J.M.
-	B	EN-2818	11/20/14	A.N.
-	A	EO-0129	02/07/03	-
-	-	RELEASED	10/29/02	-

COPYRIGHT 2005 BRASSTECH, INC. THESE DRAWINGS AND THE DESIGNS DEPICTED HEREIN ARE THE PROPRIETARY PROPERTY OF BRASSTECH. ANY USE OR REPRODUCTION IS SUBJECT TO THE EXPRESS APPROVAL OF BRASSTECH. UNAUTHORIZED USE IS STRICTLY PROHIBITED. ALL RIGHTS RESERVED.

TESTING	-	-	-
ASSEMBLY	-	-	-
PLATING	-	-	-
POLISHING	-	NEXT ASSY	USED ON
MACHINING	-	APPLICATION	
TOOLING FIXTURE #	REMOVE ALL BURRS AND SHARP EDGES		

UNITS ARE: INCHES [MM]  
TOLERANCES ARE:  
FRACTIONS DECIMALS ANGLES  
±1/16" .X ±.1 [2,5] ±°  
.XX ±.06 [1,5]

(X.XXX) DENOTES CRITICAL DIMS.  
ALL THREADS ARE CRITICAL

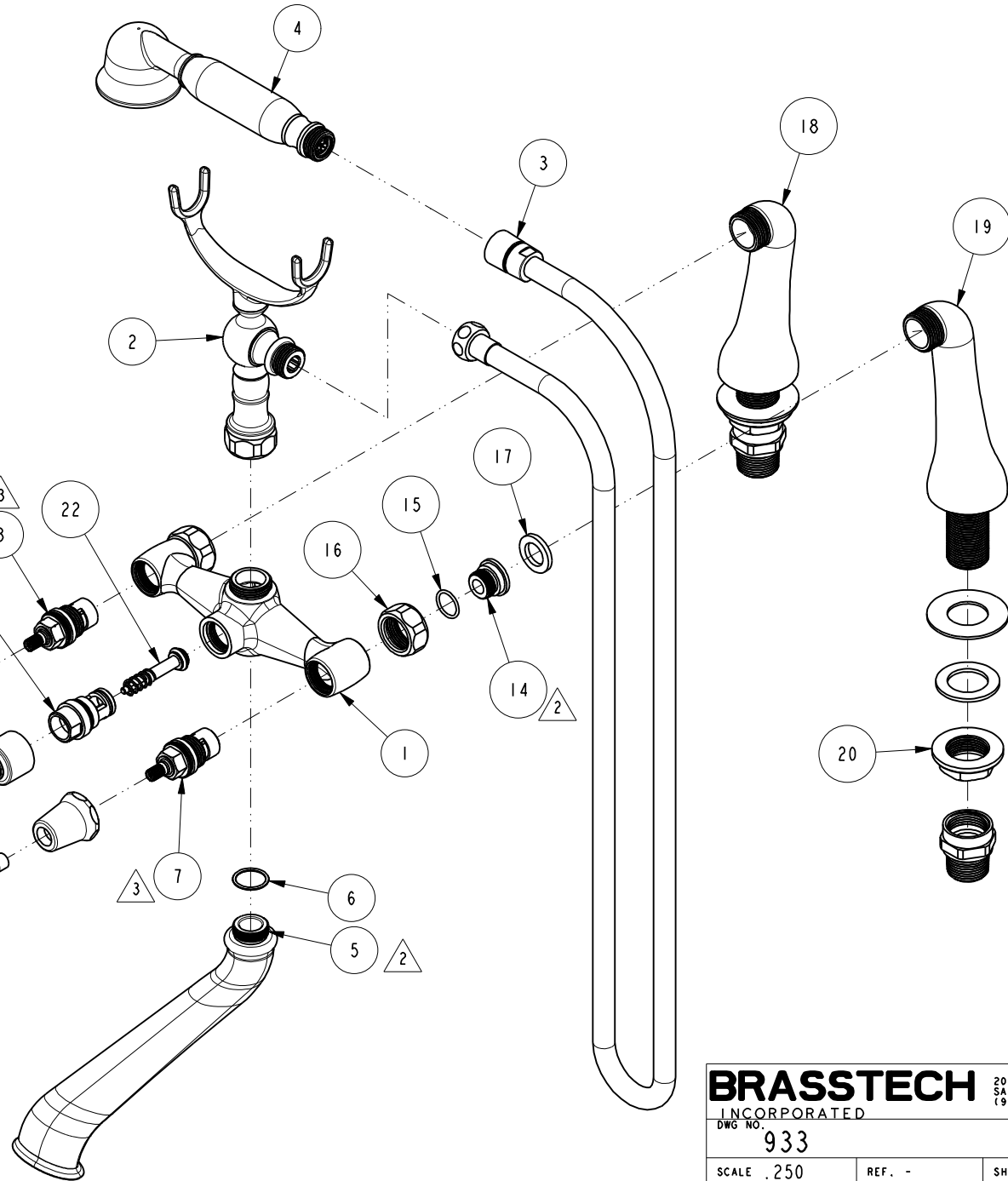
DRAWN	JINSON	01/05/21
CHECKED	R.S.	01/05/21
APPROVED	R.S.	01/05/21

**BRASSTECH** 2001 CARNEGIE AVE.  
INCORPORATED SANTA ANA, CA 92705  
(949) 417-5207

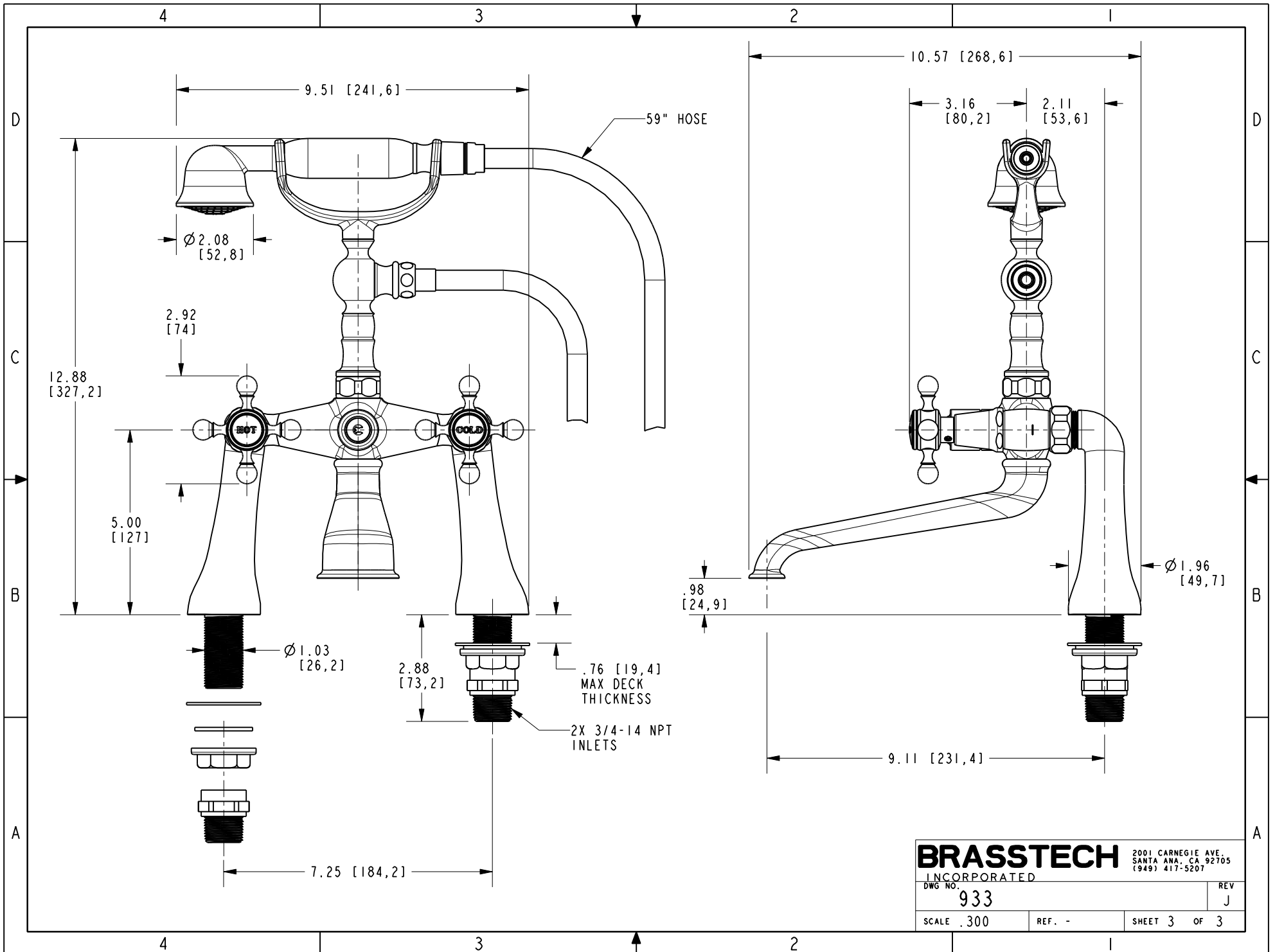
EXPOSED TUB FILLER, DECK MOUNT

DWG NO.	933	REV	J
SCALE	.250	REF.	-
SHEET	1	OF	3

- △2. APPLY ADHENSIVE LOCTITE 680.
- △3. TORQUE TO 15-20 FT-LB.
- △4. APPLY LOCTITE 242 IF SCREW DOES NOT HAVE NYLON PATCH.
- △5. TORQUE TO 11-14 FT-LB.



<b>BRASSTECH</b>		2001 CARNEGIE AVE. SANTA ANA, CA 92705 (949) 417-5207	
INCORPORATED		DWG NO.	REV
		933	J
SCALE .250	REF. -	SHEET 2 OF 3	



**BRASSTECH**

2001 CARNEGIE AVE.  
SANTA ANA, CA 92705  
(949) 417-5207

INCORPORATED

DWG NO. 933

REV J

SCALE .300

REF. -

SHEET 3 OF 3