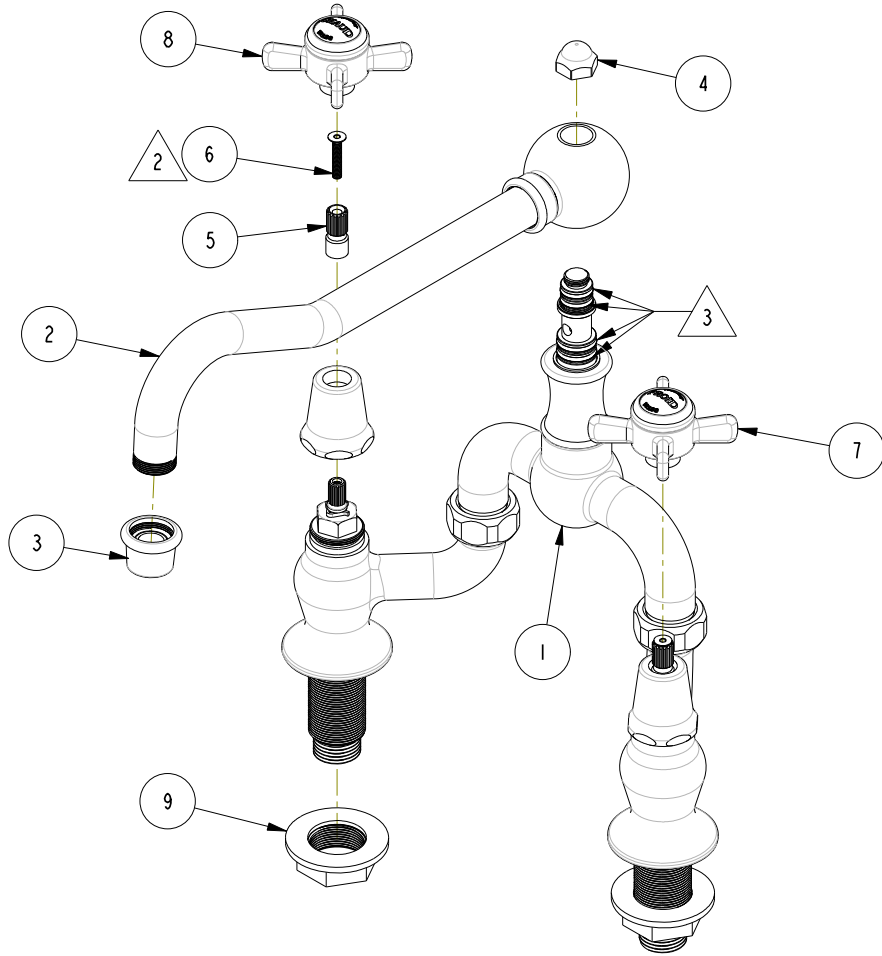


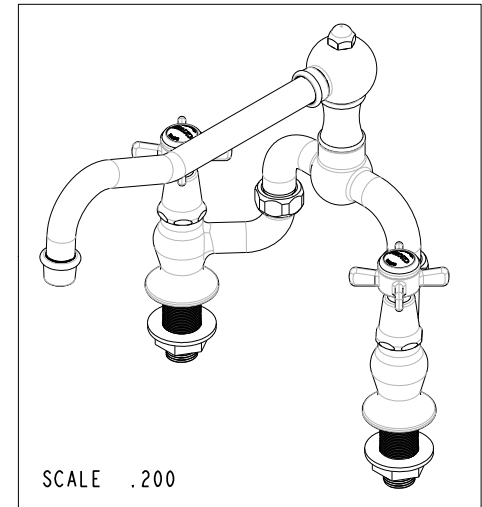
NOTES:

- (N1) 1. FIT / FORM / FUNCTION SHALL FOLLOW PS-E.008.
- 2 APPLY LOCTITE 242 IF SCREW DOES NOT HAVE NYLON PATCH.
- 3 APPLY THIN COAT OF SILICON GREASE ON O-RINGS.



**BILL OF MATERIAL (CURRENT LEVEL)**

ITEM	PT/ASSY	DESCRIPTION	TYPE	QTY.
1	3-276	BRIDGE BODY ASM	ASSEMBLY	1
2	2-401	SPT ASM KITCHEN BRIDGE	ASSEMBLY	1
3	2-399	AERATOR ASM BRIDGE	ASSEMBLY	1
4	11066	RISER NUT	PART	1
5	12062	ADAPTER - 20-T X 16-T	PART	2
6	92539	SCRW, M4X22 FLAT HD SOCKET HD CAP	PART	2
7	2-115	THIN BLADE X - HANDLE COLD	ASSEMBLY	1
8	2-114	THIN BLADE X - HANDLE HOT	ASSEMBLY	1
9	91473	FLANGE NUT 1.006"-20	PART	2



ZONE	REV	DESCRIPTION	DATE	APPROVED	
-	B	EN-2909	06/19/17	AN	COPYRIGHT 2005 BRASSTECH, INC. THESE DRAWINGS AND THE DESIGNS DEPICTED HEREIN ARE THE PROPRIETARY PROPERTY OF BRASSTECH. ANY USE OR REPRODUCTION IS SUBJECT TO THE EXPRESS APPROVAL OF BRASSTECH. UNAUTHORIZED USE IS STRICTLY PROHIBITED. ALL RIGHTS RESERVED.
-	A	EN-1919a	08/12/14	VV	
-	-	RELEASED	05/12/03	-	
-	-	RELEASED	05/12/03	-	

TESTING	ASSEMBLY	PLATING	POLISHING	MACHINING	TOOLING FIXTURE #	APPLICATION
-	-	-	-	-	-	REMOVE ALL BURRS AND SHARP EDGES
-	-	-	-	-	NEXT ASSY	USED ON

UNITS ARE: INCHES [MM]  
 TOLERANCES ARE:  
 FRACTIONS DECIMALS ANGLES  
 ±1/16" .X ±.1 (2.5) ±1°  
 .XX ±.06 (1.5)  
 (X.XXX) DENOTES CRITICAL DIMS.  
 ALL THREADS ARE CRITICAL

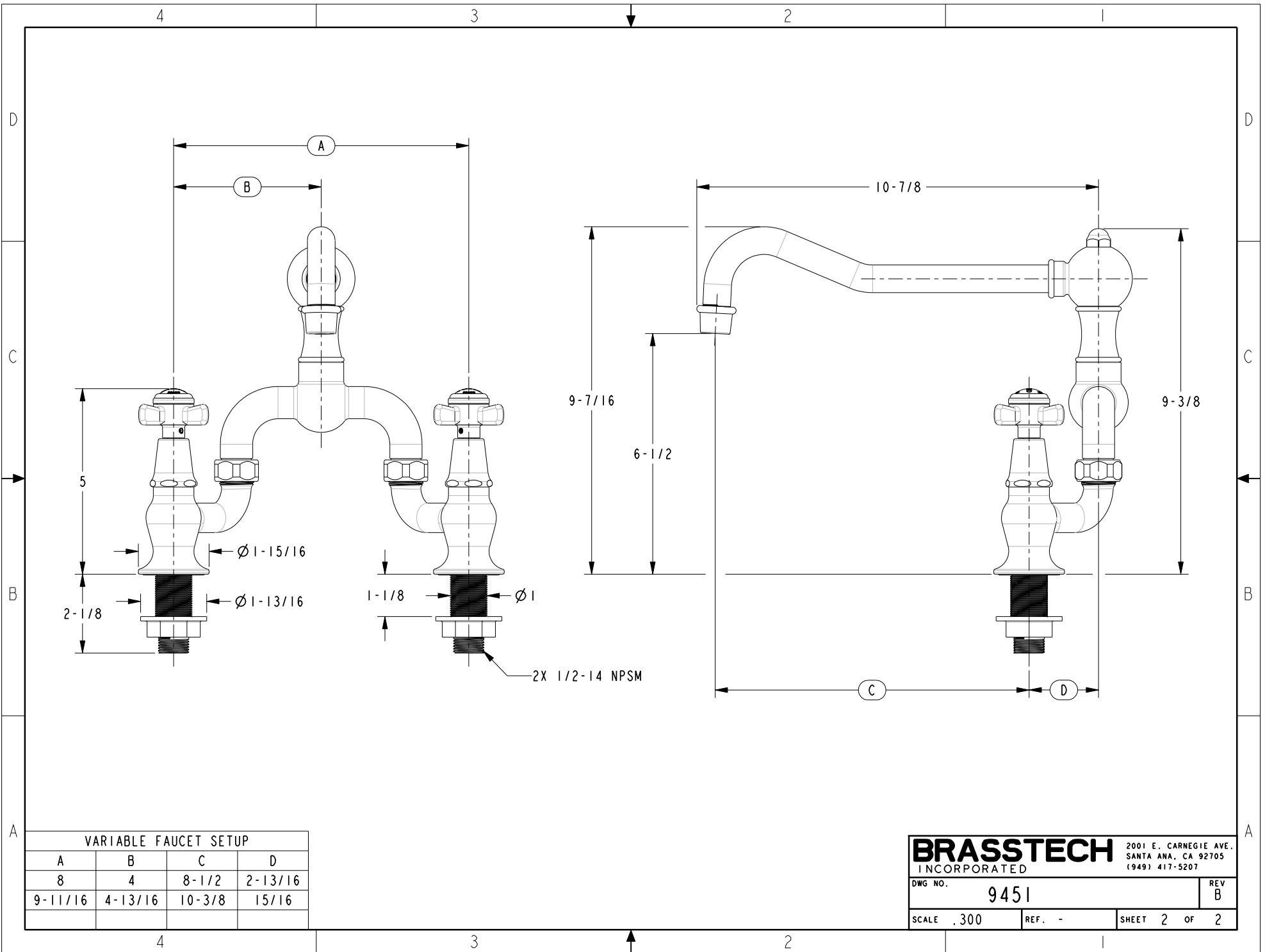
DRAWN	AN	05/12/17
CHECKED	AN	05/12/17
APPROVED	AN	05/12/17

**BRASSTECH** 2001 CARNEGIE AVE.  
 INCORPORATED SANTA ANA, CA 92705  
 (949) 417-5207

**KITCHEN BRIDGE FAUCET**

DWG NO. **9451** REV **B**

SCALE .300 REF. - SHEET 1 OF 2



VARIABLE FAUCET SETUP			
A	B	C	D
8	4	8-1/2	2-13/16
9-11/16	4-13/16	10-3/8	15/16

**BRASSTECH** 2001 E. CARNEGIE AVE.  
INCORPORATED SANTA ANA, CA 92705  
(949) 417-5207

DWG NO. 9451 REV B

SCALE .300 REF. - SHEET 2 OF 2