

NEWPORT BRASS

KIMBELL

CROSS HANDLE TRIM

30-132

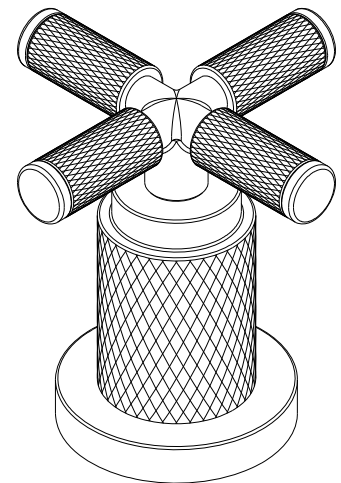
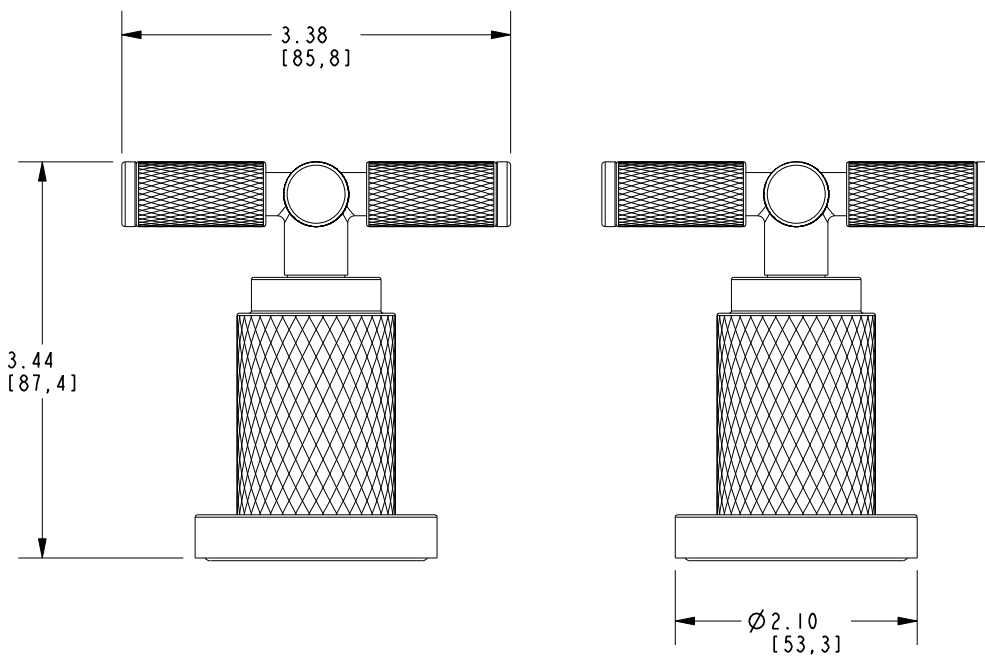
Features

- Solid brass construction
- Complements Kimbell product series
- Handle assembly is ADA compliant when used with Newport Brass valves
- Intended for use with: Bidets - Balanced Pressure Shower - Roman Tub Faucets - Shower Control Valves and Diverters - Wide Spread Faucets - Wall Mounted Faucets

Codes / Standards Compliance

Meets or exceeds the following at date of manufacture:

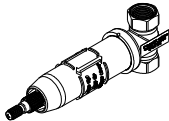
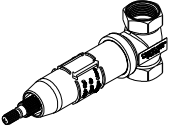

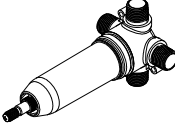

- All applicable US Federal and State material regulations

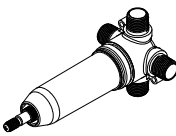
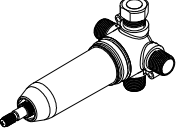

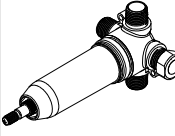
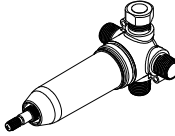


NEWPORT BRASS

PRODUCT DIMENSIONS *(Units are in inches)*

Product Dimensions are provided for reference only. For specific product installation guidelines, please reference the Installation Instructions of the product being installed.

ACCESSORY OPTIONAL					
System Element	VALVE				
Description	FLOW CONTROL	FLOW CONTROL	2 & 3 WAY DIVERTER	3 FUNCTION WITH OFF	5 FUNCTION WITH OFF
Inlet/Outlet Size	1/2" / 1/2"	3/4" / 3/4"	1/2" / 1/2"	1/2" / 1/2"	1/2" / 1/2"
Part Number	1-606U	1-607U	1-617	1-701	1-702
Image					

ACCESSORY OPTIONAL					
System Element	VALVE				
Description	3 FUNCTION WITH PAUSE	2 FUNCTION WITH OFF	3 FUNCTION WITH OFF	2 FUNCTION WITH PAUSE	3 FUNCTION WITH NO OFF
Inlet/Outlet Size	1/2" / 1/2"	1/2" / 1/2"	1/2" / 1/2"	1/2" / 1/2"	1/2" / 1/2"
Part Number	1-703	1-704	1-705	1-706	1-707
Image					

CROSS HANDLE TRIM

30-132